

Exemplar-based inpainting from a variational point of view

Jean-François Aujol * Saïd Ladjal ** Simon Masnou ‡

Abstract

Among all methods for reconstructing missing regions in a digital image, the so-called exemplar-based algorithms are very efficient and often produce striking results. They are based on the simple idea – initially used for texture synthesis – that the unknown part of an image can be reconstructed by simply pasting samples extracted from the known part. Beyond heuristic considerations, there have been very few contributions in the literature to explain from a mathematical point of view the performances of these purely algorithmic and discrete methods. More precisely, a recent paper by Levina and Bickel [66] provides a theoretical explanation of their ability to recover very well the texture, but nothing equivalent has been done so far for the recovery of geometry. Our purpose in this paper is twofold:

1. To propose well-posed variational models in the continuous domain that can be naturally associated to exemplar-based algorithms;
2. To investigate their ability to reconstruct either local or long-range geometric features like edges.

In particular, we propose several optimization models in \mathbb{R}^N , we discuss their relation with the original algorithms, and show the existence of minimizers in a suitable weak framework. Focusing on a simple 2D situation, we provide experimental evidences that basic exemplar-based algorithms are able to reconstruct a *local* geometric information whereas the minimization of the proposed variational models allows a *global* reconstruction of geometry and in particular of smooth edges. The derivation of globally minimizing algorithms associated to these models is still an open problem. Yet the results presented in this paper are a first step towards new inpainting algorithms with an improved quality of geometry reconstruction and no loss of quality for texture reconstruction.

1 Introduction

1.1 A panorama of inpainting methods

Image inpainting has become a generic term to refer to the process of restoring missing and/or damaged areas in digital images. The problem can be stated as follows : given a region A to be restored, use the valid surrounding information for synthesizing the most plausible data in A . Several classes of methods have been developed in the past ten years. In the first category of

*CMLA, ENS Cachan, CNRS, UniverSud, 61 avenue du Président Wilson 94230 Cachan, France, Jean-Francois.Aujol@cmla.ens-cachan.fr

**TELECOM ParisTech, 46 rue Barrault, 75013 Paris, France, ladjal@enst.fr

‡UPMC Univ Paris 06, CNRS, UMR 7598, Laboratoire Jacques-Louis Lions, 175 rue Chevaleret, 75013 Paris, France and Université de Lyon, CNRS, Université Lyon1, Institut Camille Jordan, 43 boulevard du 11 novembre 1918, F-69622 Villeurbanne Cedex, France, masnou@math.univ-lyon1.fr

approaches, the focus has been on recovering the geometry. One of the very first contributions in this direction is [70] (see also [69]), where the geometry is recovered in a way similar to our brain’s ability to “see” occluded contours, the so-called *amodal completion* process studied by G.Kanizsa [61] and introduced in the context of digital image interpretation in [76]. The model proposed in [70] is variational and related to generalizations of the celebrated Willmore functional [4]. The word *inpainting* has appeared for the first time in this context in [15], where a PDE model has been proposed to model a convection of the valid information from outside the inpainting domain towards the inside, in the spirit of the real “inpainting” operation used by conservators in art restoration. In the subsequent years, many contributions have been proposed, either variational or involving a PDE [13, 30, 31, 29, 44, 49, 77, 17, 14, 12, 46, 81]. To our best knowledge, the most efficient methods falling in the category of variational/PDE approaches are [84], which gives very nice results when the parameters have been carefully chosen and, most of all, [21] which is a very efficient, fast and reliable method based on the combination of a first order advection equation and a fast marching algorithm. The drawbacks of all these methods is their well-known incapacity to restore texture.

In parallel to these geometry-oriented approaches and roughly at the same time, the late 90’s, a category of very powerful methods have appeared in the context of texture synthesis. Before then, the traditional way to synthesize a texture was to model it as a Markov Random Field, to learn its statistics on the known part of the image and to resample it on the unknown part [18, 34]. Other approaches try to constrain different kinds of statistics or inter-scale dependencies [19, 54, 82]. The main drawbacks of all these methods are their inability to reproduce large-scale structured patterns and the well-known difficulty to find the correct parameters. In contrast, the so-called *exemplar-based* methods that were initially proposed in [40, 45, 87] appear to be much more efficient. They basically exploit the locality and the stationarity at a certain scale of any texture.¹ The first celebrated algorithms in the class of exemplar-based methods, due to Efros and Leung on one hand [40], Wei and Levoy on the other hand [87], both involve the notion of *patch*, i.e. a square window of size $r \times r$, and use as the distance between two patches $\Gamma(p)$, $\Gamma(q)$ centered at p, q the sum of squared differences :

$$D(\Gamma(p), \Gamma(q)) = \sum_{i \in [-r, r]^2 \cap \mathbb{Z}} \sum_{k \in \{1, 2, 3\}} |I_k(p + i) - I_k(q + i)|^2$$

where $I = (I_1, I_2, I_3)$ maps a pixel onto a vector value in any color representation, for instance RGB, YCrCb or Lab. To synthesize a pixel p at the boundary of the unknown domain, the algorithm picks one central value $I(q)$ among all patches $\Gamma(q)$ with smallest distance to $\Gamma(p)$. This core algorithm is proposed with different variants in [40] and [87], see also [53, 20]: a multiscale approach, a random selection of the central value among a larger class of patches, a careful synthesis order, etc. All these papers are essentially dedicated to texture synthesis, yet an example of inpainting is given in [40]. Previously, a *parametric* synthesis approach had been proposed in [56] for illustrating an inpainting application. To the best of our knowledge, the first explicit and systematic application to inpainting of a *non parametric* synthesis method can be found in [20]. Despite the great improvements with respect to the previous contributions to texture synthesis and despite the huge quantity of variants that have been proposed, a well-known problem of the exemplar-based methods that we have mentioned comes from the synthesis of only one pixel at a time, which may sometimes result in “cycling” effects like the constant propagation of an erroneous synthesis or the formation of much

¹By *scale* of a texture, we mean a positive number r , as small as possible, such that two arbitrary disjunct $r \times r$ windows have similar statistical moments up to a certain order.

too repetitive patterns. Surprisingly, because it amounts to reducing the space of interpolation possibilities, much better results can be obtained by synthesizing not only the central pixel but entire patches. It also considerably reduces the computational time. Many contributions have been proposed in this direction with several variants [41, 52, 67, 33, 38, 79, 57, 88, 62, 6]:

- on the location of the patches to be synthesized (using a fixed grid or not, with either no overlap, a smooth or a sharp overlap between adjacent patches),
- on the filling order (raster scan, concentric layers, incorporation of geometric or intensity constraints),
- on the searching domain (reinitialized at each iteration or constrained by the previously chosen sample patch),
- on the distance between patches and the way to find a minimizing candidate (enumeration, belief propagation, etc.),
- on the artificial extension of the space of samples by introducing rotated and rescaled versions of the existing patches.

The results are often amazing (see for instance Figure 1) and can be obtained in a very reasonable time, even for large inpainting domains, if suitable cost-reducing techniques are used (for instance restricting the computation to a fixed grid of patches). Most approaches in this category are not only able to reproduce a texture but are also very good at restoring a geometric information whenever it can be obtained elsewhere in the image. In the case when the interpolation requires the synthesis of a new geometry or a long-range geometry that does not appear elsewhere, some additional, geometry-oriented steps are necessary. Different approaches have been proposed in combination with an exemplar-based inpainting, either based on a manual intervention by the user [83], or trying to combine texture and geometric interpolation in the most automated possible way [16, 24, 38, 74].




Figure 1: An image with several missing domains and the reconstruction with the method from [79].

Until now, we have described three classes of inpainting methods : the geometry-oriented, the exemplar-based and the hybrid methods. A fourth category gathers all approaches involving the optimization of one or several criterions in a transform domain, e.g. Fourier, wavelet or framelet domain, see for instance [55, 23, 32] and the inspiring [42] (see also [50, 51, 72]) where a simultaneous geometry/texture inpainting is performed by optimizing suitable mappings onto different transform domains, one giving a sparse representation of the geometry (the curvelets domain) and the other adapted to the texture (the DCT domain).

1.2 Continuous models for exemplar-based inpainting

Among all the works we have cited, some of them have been first formulated as variational, PDE or stochastic models in the continuous domain. This may help understanding, at least partially, the pros and cons of the method. The continuous formulation may also give rise to different discretizations whose quality and performances can be discussed on a theoretical basis.

The case of the exemplar-based methods is different: they all start from a discrete algorithm whose performances can be experimentally observed. These approaches are obviously very efficient despite well-known limitations, for example the crucial dependence to an appropriate choice of patches' size, the difficulty to adapt this size locally, the difficulty to find a filling order that fits anywhere in the image, etc. The major reason why it works so well most of the time is obvious: to synthesize something similar to a given sample, it is enough to copy it or part of it. This subjective statement has been confirmed by theoretical arguments in a very inspiring paper due to Levina and Bickel [66]. The authors prove indeed that if a texture sample is modeled as a Markov Mesh Model (a variant of Markov Random Fields) and its size goes to infinity then the following properties hold for the texture synthesized with an algorithm similar to Efros-Leung's :

1. the joint distribution of the pixels in any $r \times r$ window
2. and the conditional distribution of the lower right pixel of any $r \times r$ window with respect to the other pixels of the window

converge to the distributions of the observed texture. Interestingly, the authors claim that this result is a theoretical justification of the visually good performances of Efros-Leung's algorithm since, according to the theories of human perception, the joint distribution of pixels in a window is a key quantity to measure how much two textures are visually similar [58, 59, 60, 68].

The work of Levina and Bickel is a stochastic approach to understand the performances of exemplar-based inpainting for the synthesis of texture. To our best knowledge, the analytical modeling of exemplar-based methods has not been explicitly addressed in the literature, except the interesting model proposed by L. Demanet, B. Song and T. Chan in [37] that we will detail later on and that has been the starting point of our work.

Although not dedicated to the same problem, the non local TV model of G. Gilboa and S. Osher could be also an interesting candidate because it involves a metric between patches. Denoting the image domain as Ω , the inpainting domain as $A \subset \Omega$ and reformulating the type of energy proposed in [47] to fit our problem, we could indeed look for the function u that coincides with the original image u_0 outside A and minimizes the energy

$$\int_A \sqrt{\int_{\Omega \setminus A} |u(x) - u(y)|^2 w(x, y) dy} dx$$

where

$$w(x, y) = \exp \left(- \frac{G_\sigma * |u(x + \cdot) - u(y + \cdot)|^2(0)}{h^2} \right)$$

with G_σ a smoothing kernel and $h > 0$ a filtering parameter. This energy is defined for a gray scale image but it could be easily extended to color images. Anyway, this model is actually too far from exemplar-based inpainting for it does not particularly favor rigid copies of entire patches.

Analogously, energies similar to the Non Local Means of A. Buades, T. Coll and J.-M Morel [22] could be proposed coupled with additional rigidity constraints. This is in some sense the spirit of the denoising model in [85] (see also [80]) that can be adapted to inpainting. P. Arias, V. Caselles and G. Sapiro show in [5] the efficiency of such approach both for texture and geometry recovery. However, these models cannot be considered as the exact counterparts in the continuous domain of exemplar-based algorithms since they are basically related to a non rigid process in contrast to the rigid copy of patches.

A variational model that fits much more with the spirit of exemplar-based algorithms has been proposed by Demanet, Song and Chan in [37] and, as mentioned before, it has been the starting point of our work. The presentation of the model in [37] is somewhat informal and prospective but can be rephrased as follows: again, let us denote the image domain as Ω , the inpainting domain as A and the original image as $u_0 : \Omega \setminus A \rightarrow \mathbb{R}$. Demanet, Song and Chan propose to find a *correspondence map* $T : A \rightarrow \Omega \setminus A$ that minimizes (in a space that the authors do not specify) the criterion

$$F_1(T) = \int_A \left[\int_{B_r(0)} |u_0(T(x+y)) - u_0(T(x)+y)|^2 dy \right] dx,$$

where $B_r(0)$ stands for the ball of radius r centered in 0. Remark that the problem is not rigorously formulated since $T(x+y)$ is not defined when $x+y \notin A$ and $u_0(T(x)+y)$ is also not defined whenever $T(x)+y \in A$. Let us keep for the moment an informal point of view. Once a minimizer T has been found – whenever it exists – the interpolated image can be defined in A as $u_0(x) := u_0(T(x))$, $\forall x \in A$. This model is designed for gray level images but can be easily extended to color images. Let us comment on the criterion: since the image on A is defined by $u_0(x) = u_0(T(x))$, we can rewrite the energy, once a minimizer \bar{T} has been found, as

$$F_1(\bar{T}) = \int_A \left[\int_{B_r(0)} |u_0(x+y) - u_0(\bar{T}(x)+y)|^2 dy \right] dx$$

which corresponds exactly to penalizing the distance at each point x between the patches $B_r(x)$ and $B_r(\bar{T}(x))$. An additional term is proposed in [37] in order to favor local rigidity of T which gives the second criterion:

$$F_2(T) = \int_A \left[\int_{B_r(0)} |u_0(T(x+y)) - u_0(T(x)+y)|^2 dy \right] dx + \alpha \int_A \|\nabla T(x) - I\| dx$$

This new energy tends to favor T to be close to a translation, although pure translations should be avoided otherwise the minimization of F_1 and F_2 would be trivial. Indeed, both F_1 and F_2 *vanish* for *any* translation $T_c(x) = x + c$ such that $T_c(A) \subset \Omega \setminus (A + B_r)$.

To be complete, let us also recall that a third model has been proposed in [37] that incorporates the total variation of the interpolated u_0 on A . The motivation was to favor a better reproduction of

the geometrical features. We observe however that minimizing the total variation is not compatible with a good recovery of texture, which is the core of all exemplar-based inpainting approaches. But it can make sense in the context of geometry+texture decomposition, as will be seen later.

1.3 A global model involving piecewise roto-translations

Our motivation to address exemplar-based inpainting algorithms from the point of view of analysis is twofold:

1. to provide a global variational interpretation in the continuous domain; we believe indeed that such approaches are naturally variational for the simple reason that finding a patch that minimizes a distance to another given patch is already a variational task.
2. to explain, from a variational point of view, the ability of these method to recover a geometric information and to characterize the type of geometry that can be recovered.

We will now revisit the first model of [37] and give a well posed formulation in *any* dimension $N \geq 2$. The underlying main idea is to mimic the exemplar-based methods where pieces of patches are pasted, not only the central pixel, see for instance [67, 79, 33]. These methods are sometimes called *patch-based*. They usually involve only translations of patches but more geometrical features can be recovered if we also introduce rotated patches. So the model we have in mind is a piecewise roto-translation from A to $\Omega \setminus A$, i.e. T can be decomposed as

$$T(x) = \sum_{i \in I} R_i(x - c_i) \mathbb{1}_{A_i}$$

where $\{A_i\}_{i \in I}$ is a partition of A and, for each $i \in I$, $R_i \in \text{SO}(N)$ is a rotation matrix and c_i a translation vector. As will be discussed later, all our theoretical results can easily be extended to piecewise similarities, i.e. maps of the form $T(x) = \sum_{i \in I} a_i R_i(x - c_i) \mathbb{1}_{A_i}$, where the a_i 's are scale factors, possibly negative but bounded away from 0, i.e. $\inf_{i \in I} |a_i| > 0$. The reason why we will keep concentrating on piecewise roto-translations is that they are closest in spirit to the maps implicitly used by the patch-based methods mentioned before. In addition and interestingly, experiences show that more flexibility in the choice of maps may yield worse results. This is not as counterintuitive as it might seem, since a richer dictionary of patches allows the creation of new structures that may look unnatural.

Let us denote by $B_r(x)$ the ball centered in x and with radius r . If the interpolated image in A is defined by $u_0(x) := u_0(T(x))$ for all $x \in A$ then a global measure of the distance at each point x between a patch $B_r(x)$ and its image $B_r(T(x))$ can be written as

$$\int_A \int_{B_r(0)} |u_0(x + y) - u_0(T(x) + \nabla T(x) y)|^2 dy dx$$

since, denoting by T_x the value of T at x and a_x, R_x, c_x the associated scale factor, rotation matrix and translation vector, respectively, one has $T_x(x + y) = a_x R_x(x + y - c_x) = T_x(x) + a_x R_x y = T_x(x) + \nabla T_x y$. Let us turn back to the situation where u_0 is known only outside A . Once T is given, u_0 can be defined on A through the formula $u_0(x) := u_0(T(x))$ for all $x \in A$. One thus gets the criterion

$$\int_A \int_{B_r(0)} |u_0(T(x + y)) - u_0(T(x) + \nabla T(x) y)|^2 dy dx$$

that depends only on T and coincides with the criterion F_1 of Demanet, Song and Chan when T is a piecewise translation. Like for F_1 , we must prevent T from being a global translation to avoid trivial minimizers. We shall also incorporate the knowledge of the data in a band around A , not only on the boundary ∂A . This is done using a criterion that penalizes the correspondence map T not only on A but on an extended domain $A + B_r$ where B_r denotes the ball $B_r(0)$. Finally, the main criterion that we propose is

(**Model I**)

$$\mathcal{E}_1(T) = \int_{x \in A+B_r} \int_{y \in B_r} |u_0(T(x+y)) - u_0(T(x) + \nabla T(x)y)|^2 dy dx$$

with the constraints

- u_0 given on $\Omega \setminus A$;
- $T(A + B_r) \subset \Omega \setminus (A + B_r)$;
- $T = \text{Id}$ on $\Omega \setminus (A + B_r)$;

We will show that \mathcal{E}_1 can be minimized in the class of piecewise roto-translations from Ω onto itself and we will study several variants. The extension to piecewise similarities will also be discussed.

2 Plan of the paper

In Section 3, we recall a few definitions and results for BV, SBV and sets of finite perimeter (see [2] for a detailed treatment of the subject). Section 4 is devoted to the precise definition of piecewise roto-translations and piecewise similarities, and the proof of a compactness theorem. It is shown in Section 5 that there exists at least a solution to the minimization of Model I, then the uniqueness is discussed as well as the connections of the model with the original algorithm. In Section 6, we propose several extensions with additional first-order terms that focus on the reconstruction of the geometry. In the first variant (Model II), the regularization term concerns the whole image, while in the second variant (Model III) only the geometric part of the image is penalized. A last variant (Model IV) is proposed with a control by the Willmore functional of the geometric part of the reconstruction.

We compare in Section 7 on a particular 2D situation the performances for the reconstruction of geometry of Models I and II on one hand and basic patch-based algorithms on the other hand. We obtain numerical evidences that Models I and II are more efficient for reconstructing certain long-range geometric features, like for instance long edges, straight or non straight. An open problem is the design of algorithms for the global minimization of Models I and II. The numerical results of Section 7 might indicate that such algorithms would outperform the usual patch-based techniques for the reconstruction of geometry without any loss of quality for the reconstruction of texture.

We eventually propose in Section 8 modifications of Models II and III that fulfill some properties of invariance with respect to multiplicative contrast changes or joint rescalings of the image domain, the inpainting domain and the reference patch. We also discuss their asymptotic behaviours as the size of the patch goes to zero.

3 BV, SBV and sets of finite perimeter

We refer the interested reader to [2] for a full introduction to the theory of functions of bounded variation. The spaces BV and SBV naturally appear when dealing with functionals with linear growth at infinity. Contrary to the classical Sobolev space $W^{1,1}$, they enjoy very useful compactness properties. The purpose of this section is to provide the reader non familiar with these notions with the material necessary for this paper. All definitions and properties enumerated below are taken from [2].

In what follows, Ω denotes an open bounded subset of \mathbb{R}^N with Lipschitz boundary. A vector-valued function $u \in L^1(\Omega, \mathbb{R}^m)$ has bounded variation if its distributional derivative Du is a Radon measure that can be represented as a $m \times N$ matrix of measures D_i^j satisfying

$$\sum_{j=1}^m \int_{\Omega} u^j \operatorname{div} \phi^j dx = - \sum_{j=1}^m \sum_{i=1}^N \int_{\Omega} \phi_i^j dD_i^j u^j, \quad \forall \phi \in C_c^1(\Omega, \mathbb{R}^{mN})$$

The total variation of u is defined as

$$|Du|(\Omega) = \sup \left\{ \sum_{j=1}^m \int_{\Omega} u^j \operatorname{div} \phi^j dx, \phi \in C_c^1(\Omega, \mathbb{R}^{mN}), \|\phi\|_{\infty} \leq 1 \right\}$$

The space of \mathbb{R}^m -valued functions of bounded variation in Ω is denoted as $BV(\Omega, \mathbb{R}^m)$. In case $m = 1$, one usually writes for simplicity $u \in BV(\Omega)$. $BV(\Omega, \mathbb{R}^m)$ is a Banach space for its norm $u \mapsto \|u\|_{L^1(\Omega, \mathbb{R}^m)} + |Du|(\Omega)$.

(Approximation by smooth function) Any function $u \in BV(\Omega, \mathbb{R}^m)$ can be approximated by a sequence $(u_n) \subset C^{\infty}(\Omega)$ converging to u in $L^1(\Omega, \mathbb{R}^m)$ and satisfying $|Du|(\Omega) = \lim_{n \rightarrow \infty} \int_{\Omega} |\nabla u_n| dx$.

BV can be endowed with different topologies. The strong topology does not have good compactness properties, and instead a weaker topology is used.

(Weak-* convergence) We say that $\{u_n\} \subset BV(\Omega, \mathbb{R}^m)$ weakly-* converges to $u \in BV(\Omega, \mathbb{R}^m)$ if u_n converges to u in $L^1(\Omega, \mathbb{R}^m)$, and Du_n weakly-* converges to Du in Ω , i.e. : $\lim_{n \rightarrow +\infty} \int_{\Omega} \phi dDu_n = \int_{\Omega} \phi dDu$ for all ϕ in $C_0(\Omega)$.

The notion of strict convergence is useful to prove several properties in BV by smoothing arguments. We say that $\{u_n\} \subset BV(\Omega, \mathbb{R}^m)$ strictly converges to u if (u_n) converges to u in $L^1(\Omega, \mathbb{R}^m)$ and the variations $|Du_n|(\Omega)$ converge to $|Du|(\Omega)$ as $n \rightarrow +\infty$.

Notice that strict convergence implies weak-* convergence but the converse is false in general.

Functions in BV can have a very complicated distributional derivative [2] and it is often interesting to restrict oneself to a subspace of BV, the class SBV of *special functions of bounded variation*, that is composed of all BV functions whose distributional derivative has no Cantor part. More precisely, a function $u \in BV(\Omega, \mathbb{R}^m)$ is a special function of bounded variation if its distributional derivative can be decomposed as

$$Du = \nabla u \mathcal{L}^N + (u^+ - u^-) \otimes \nu_u \mathcal{H}^{N-1} \llcorner S_u$$

where S_u denotes the approximate discontinuity set, u^{\pm} the approximate upper and lower limits of u on S_u , ν_u the generalized normal to S_u defined as $\lim_{r \downarrow 0} \frac{Du(B_r(x))}{|Du|(B_r(x))}$, ∇u the approximate gradient of u and \mathcal{H}^{N-1} the $N - 1$ -dimensional Hausdorff measure.

A very useful compactness theorem due to L. Ambrosio holds in SBV [2]:

(Compactness in SBV) Let $(u_n)_{n \in \mathbb{N}}$ be a sequence of functions in $\text{SBV}(\Omega, \mathbb{R}^m)$ such that

$$\sup_{n \in \mathbb{N}} \left[\|u_n\|_\infty + \int_\Omega \varphi(|\nabla u_n|) dx + \mathcal{H}^{N-1}(S_{u_n}) \right] < \infty$$

where $\varphi : [0, \infty[\rightarrow [0, \infty]$ is a lower semicontinuous, increasing and convex function such that $\lim_{t \rightarrow \infty} \frac{\varphi(t)}{t} = \infty$.

Then there exists a subsequence $(u_{h(n)})_{n \in \mathbb{N}}$, and a limit function $u \in L^\infty(\Omega, \mathbb{R}^m) \cap \text{SBV}(\Omega, \mathbb{R}^m)$ such that $u_{h(n)}$ weakly-* converges to u in $\text{BV}(\Omega, \mathbb{R}^m)$, $\nabla u_{h(n)}$ weakly converges to ∇u in $L^1(\Omega, \mathbb{R}^{mN})$, $\int_\Omega \varphi(|\nabla u|) dx \leq \liminf_{n \rightarrow \infty} \int_\Omega \varphi(|\nabla u_{h(n)}|) dx$ and $\mathcal{H}^{N-1}(S_u) \leq \liminf_n \mathcal{H}^{N-1}(S_{u_{h(n)}})$.

We will need in our proofs the notion of trace of BV functions whose definition is now recalled. (Boundary trace theorem) Let u in $\text{BV}(\Omega, \mathbb{R}^m)$. Then, for \mathcal{H}^{N-1} almost every x in $\partial\Omega$, there exists $\mathcal{T}u(x) \in \mathbb{R}^m$ such that:

$$\lim_{\rho \rightarrow 0} \frac{1}{\rho^N} \int_{\Omega \cap B_\rho(x)} |u(y) - \mathcal{T}u(x)| dy = 0$$

Moreover, $\|\mathcal{T}u\|_{L^1(\partial\Omega, \mathbb{R}^m)} \leq C\|u\|_{\text{BV}(\Omega, \mathbb{R}^m)}$ for some constant C depending only on Ω . The extension \tilde{u} of u to 0 out of Ω belongs to $\text{BV}(\mathbb{R}^N)$, and viewing Du as a measure on the whole of \mathbb{R}^N and concentrated on Ω , $D\tilde{u}$ is given by :

$$D\tilde{u} = Du + (\mathcal{T}u) \otimes \nu_\Omega \mathcal{H}^{N-1} \llcorner \partial\Omega$$

with ν_Ω the generalised inner normal to $\partial\Omega$.

Let us now state the different definitions and results that will be useful to define and manipulate piecewise roto-translations. In the BV context, there is a tool particularly suitable for this: the Caccioppoli partitions, which rely on the notion of sets of finite perimeter.

(Sets of finite perimeter) We say that a measurable set $A \subset \mathbb{R}^N$ has finite perimeter in Ω if $\mathbb{1}_A \in \text{BV}(\Omega)$. The perimeter of A in Ω is defined by

$$P(A, \Omega) = |D\mathbb{1}_A|(\Omega)$$

and satisfies

$$P(A, \Omega) = \mathcal{H}^{N-1}(\partial^* A \cap \Omega)$$

where $\partial^* A := S_{\mathbb{1}_A}$ is called the essential boundary of A .

(Coarea formula in **BV**) If $u \in \text{BV}(\Omega, \mathbb{R}^m)$, then the set $\{u > t\}$ has finite perimeter in Ω for a.e. $t \in \mathbb{R}$, and for any Borel set $B \subset \Omega$, $|Du|(B) = \int_{-\infty}^{+\infty} P(\{u > t\}, B) dt$.

By partition of a measurable set $E \subset \mathbb{R}^N$ we mean a countable collection of measurable sets $E_i \subset \mathbb{R}^N$ such that $E = \cup_i E_i$ up to a Lebesgue negligible set and $|E_i \cap E_j| = 0$, $i \neq j$.

(Caccioppoli partitions) Let $\Omega \subset \mathbb{R}^N$ be an open set and $I \subset \mathbb{N}$; we say that a partition $\{E_i\}_{i \in I}$ of Ω is a Caccioppoli partition if $\sum_{i \in I} P(E_i, \Omega) < \infty$. We say that a Caccioppoli partition is ordered if $|E_i| \geq |E_j|$ whenever $i \leq j$.

Given a $(\mathcal{H}^{N-1}, N-1)$ -rectifiable set $K \subset \Omega$, we say that a Caccioppoli partition $\{E_i\}_{i \in I}$ of E is subordinated to K if, $\forall i$, $\partial^* E_i \subset K$ up to a \mathcal{H}^{N-1} -negligible set. By Theorem 4.17 in [2], if $\{E_i\}_{i \in I}$ is subordinated to K then $\sum_{i \in I} P(E_i, \Omega) \leq 2\mathcal{H}^{N-1}(K)$.

(Compactness of Caccioppoli partitions) Let $\{E_{i,n}\}_{i \in I}$, $n \in \mathbb{N}$ be Caccioppoli partitions of a bounded open set Ω with Lipschitz boundary such that

$$\sup \left\{ \sum_{i \in I} P(E_{i,n}, \Omega) : n \in \mathbb{N} \right\} < \infty.$$

Then, if either I is finite or the partitions are ordered, there exists a Caccioppoli partition $\{E_i\}_{i \in I}$ and a subsequence $(h(n))$ such that $(E_{i,h(n)})$ converges in measure to E_i for any $i \in I$.

A map $T : \Omega \rightarrow \mathbb{R}^m$ is called *piecewise constant* in Ω if there exists a Caccioppoli partition $\{E_i\}_{i \in I}$ of Ω and a collection $\{t_i\}_{i \in I} \subset \mathbb{R}^m$ such that

$$T = \sum_{i \in I} t_i \mathbb{1}_{E_i}.$$

(Characterization of piecewise constant functions) A map $T \in [L^\infty(\Omega)]^m$ is (equivalent to) a piecewise constant function if and only if $T \in [\text{SBV}(\Omega)]^m$, DT is concentrated on S_T and $\mathcal{H}^{N-1}(T_u) < \infty$. Moreover, denoting by $\{E_i\}_{i \in I}$ the level sets of T and t_i the associated values (i.e. $E_i = \{x \in \Omega : T(x) = t_i\}$) we have $T = \sum_i t_i \mathbb{1}_{E_i}$, $\partial^* E_i \subset S_T$ for all i up to \mathcal{H}^{N-1} negligible sets and $2\mathcal{H}^{N-1}(S_T) = \sum_{i \in I} P(E_i, \Omega)$.

(Compactness of piecewise constant functions) Let $(u_n) \subset [\text{SBV}(\Omega)]^m$ be a sequence of piecewise constant functions such that $(\|u_n\|_\infty + \mathcal{H}^{N-1}(S_{u_n}))$ is uniformly bounded. Then, there exists a subsequence $(u_{h(n)})$ converging in L^1 to a piecewise constant function.

4 Piecewise roto-translations and piecewise similarities

We give in this section a suitable definition of piecewise roto-translations and piecewise similarities and we prove the compactness theorems that will be useful in subsequent proofs. In the sequel, $\text{SO}(N)$ denotes the special orthogonal group of all rotations in \mathbb{R}^N and we identify a similarity with an element of $\mathbb{R} \times \text{SO}(N) \times \mathbb{R}^N$.

Definition 4.1 (Piecewise similarities – Piecewise roto-translations) *We say that a map $T \in \text{SBV}(\Omega, \mathbb{R}^N)$ is a piecewise similarity in Ω if there exists a Caccioppoli partition $\{E_i\}_{i \in I}$ of Ω and $(a_i, R_i, t_i) \in \mathbb{R} \times \text{SO}(N) \times \mathbb{R}^N$, $i \in I$, such that, for a.e. $x \in \Omega$*

$$T(x) = \sum_{i \in I} a_i (R_i x + t_i) \mathbb{1}_{E_i}(x)$$

T is called a piecewise roto-translation whenever $a_i = 1$, $\forall i \in I$.

Remark 4.2 (Good representative of a piecewise similarity) A given piecewise similarity can obviously have infinitely many representations obtained by simply subdividing the components of the Caccioppoli partition in a reasonable way so that the total perimeter remains finite. There

is a natural way to define a “good representative” among these infinitely many equivalent representations. It is simply obtained by merging into one set all components associated with the same triplet (a, R, t) . Doing this for the at most countably many triplets yields a decomposition of T with maximal sets which is unique (up to a Lebesgue-negligible set) and such that any two sets in the decomposition are associated with different triplets.

Definition 4.3 (Minimal scale ratio of a piecewise similarity) *Let $T = \sum_{i \in I} a_i (R_i x + t_i) \mathbb{1}_{E_i}$ denote a piecewise similarity. We call minimal scale ratio of T the quantity $a = \inf_{i \in I} |a_i|$.*

Remark 4.4 Notice that if T is a piecewise similarity, then

$$S_T \subset \cup_{i \in I} \partial^* E_i$$

up to a \mathcal{H}^{N-1} negligible set. This is a consequence of $|E_i \cap E_j| = 0$, $i \neq j$ and of the fact that, by Theorem 4.17 in [2], $\bigcup_{i \in I} (E_i)^1 \cup \bigcup_{\substack{i, j \in I \\ i \neq j}} \partial^* E_i \cap \partial^* E_j$ contains \mathcal{H}^{N-1} -almost all of Ω . Here, $(E_i)^1$

denotes the collection of points with density 1 with respect to E_i .

Theorem 4.5 (Compactness of piecewise similarities) *Let $(T_n) \subset \text{SBV}(\Omega, \mathbb{R}^N)$ be a sequence of piecewise similarities associated with Caccioppoli partitions $\{E_{i,n}\}_{i \in I_n}$ such that*

$$\sup_n (\|T_n\|_\infty + \sum_{i \in I_n} P(E_{i,n}, \Omega)) < +\infty.$$

Then, there exists a subsequence $(T_{h(n)})$ converging in L^1 to a piecewise similarity.

PROOF By assumption, for each $n \in \mathbb{N}$, there exists a Caccioppoli partition $\{E_{i,n}\}_{i \in I_n}$ of Ω such that $T_n(x) = \sum_{i \in I_n} a_{i,n} (R_{i,n} x + t_{i,n}) \mathbb{1}_{E_{i,n}}(x)$ where $(a_{i,n}, R_{i,n}, t_{i,n}) \in \mathbb{R}^+ \times \text{SO}(N) \times \mathbb{R}^N$. Since $S_{T_n} \subset \cup_{i \in I_n} \partial^* E_{i,n}$ (see Remark 4.4) we deduce from the assumptions that $\sup_{n \in \mathbb{N}} \mathcal{H}^{N-1}(S_{T_n}) < +\infty$. By the compactness theorem in SBV there exists a subsequence, still denoted as (T_n) , that converges in $L^1(\Omega)$ to $T \in \text{SBV}(\Omega, \mathbb{R}^N)$. Using a common set I for the indices of the Caccioppoli partitions – possibly adding sets of measure zero – we order each partition and recall that by assumption $\sup_{n \in \mathbb{N}} \sum_{i \in I} P(E_{i,n}, \Omega) < +\infty$. By the compactness theorem for Caccioppoli partitions (see Section 3) and possibly taking a subsequence still denoted as (E_n) , there exists a limit Caccioppoli partition $\{E_i\}_{i \in I}$ such that $(E_{i,n})$ converges in measure to E_i for any $i \in I$. As in the proof of Theorem 4.25 in [2], for any $\epsilon > 0$ there exists an integer M depending only on ϵ such that

$$\left| \Omega \setminus \bigcup_{i=1}^M E_{i,n} \right| < \epsilon, \quad \forall n \in \mathbb{N} \quad (1)$$

By a diagonal argument, we can assume that $(a_{i,n}, R_{i,n}, t_{i,n})$ converges to $(a_i, R_i, t_i) \in \mathbb{R}^+ \times \text{SO}(N) \times \mathbb{R}^N$ for any $i \in I$. Hence, for every $\delta > 0$, there exists $n_0 \in \mathbb{N}$ such that for every $n \geq n_0$

$$\sum_{i=1}^M |E_{i,n} \Delta E_i| < \epsilon, \quad \sup_{1 \leq i \leq M} \|a_{i,n} R_{i,n} - a_i R_i\| < \frac{\delta}{B} \quad \text{and} \quad \sup_{1 \leq i \leq M} \|a_{i,n} t_{i,n} - a_i t_i\| < \delta,$$

where $B > \sup_n \|T_n\|_\infty$. Defining $v = \sum_{i \in I} a_i (R_i x + t_i) \mathbf{1}_{E_i}$, we deduce that there is a constant C_1 such that

$$|\{\|T_n - v\| > \delta\}| < C_1 \epsilon$$

and since ϵ is arbitrary we conclude by the uniqueness of the limit that

$$T = \sum_{i \in I} a_i (R_i x + t_i) \mathbf{1}_{E_i}$$

and the theorem follows. \square

Taking $a_{i,n} = 1$, $\forall i, n$ in the proof above easily gives the closure of the space of piecewise roto-translations.

Corollary 4.6 (Compactness of piecewise roto-translations) *Let $(T_n) \subset \text{SBV}(\Omega, \mathbb{R}^N)$ be a sequence of piecewise roto-translations associated with Caccioppoli partitions $\{E_{i,n}\}_{i \in I_n}$ such that $(\|T_n\|_\infty + \sum_{i \in I_n} P(E_{i,n}, \Omega))$ is uniformly bounded. Then, there exists a subsequence $(T_{h(n)})$ converging in L^1 to a piecewise roto-translation.*

We state now another easy consequence of the theorem above, that we will use later on.

Corollary 4.7 (Compactness of piecewise similarities with scale ratios uniformly bounded away from 0) *Let $(T_n) \subset \text{SBV}(\Omega, \mathbb{R}^N)$ be a sequence of piecewise similarities associated with Caccioppoli partitions $\{E_{i,n}\}_{i \in I_n}$ such that $(\|T_n\|_\infty + \sum_{i \in I_n} P(E_{i,n}, \Omega))$ is uniformly bounded. Denoting $T_n = \sum_{i \in I_n} a_{i,n} (R_{i,n} x + t_{i,n}) \mathbf{1}_{E_{i,n}}$ where $(a_{i,n}, R_{i,n}, t_{i,n}) \in \mathbb{R} \times \text{SO}(N) \times \mathbb{R}^N$ and assuming in addition a uniform bound on minimal scale ratios $\inf_{i,n} |a_{i,n}| \geq a > 0$, there exists a subsequence $(T_{h(n)})$ converging in L^1 to a piecewise similarity $T = \sum_{i \in I} a_i (R_i x + t_i) \mathbf{1}_{E_i}$ with minimal scale ratio $\inf_i |a_i| \geq a > 0$.*

The following result due to Chambolle, Giacomini and Ponsiglione [26] provides an interesting characterization of piecewise roto-translations that is useful to study the links between rigidity and elastic energy in the context of fracture mechanics. We essentially mention it because it is, together with the paper by Demanet, Song and Chan, at the origin of the work presented here: it convinced us that SBV and the Caccioppoli partitions are the appropriate tools for representing and manipulating piecewise roto-translations and, by extension, piecewise similarities. Remark that the more general Theorem 1.2 in [26] could be used to construct an alternative proof of the above compactness theorem for piecewise similarities with scale ratios uniformly bounded away from 0.

Theorem 4.8 (Chambolle, Giacomini, Ponsiglione [26]) *If $T \in \text{SBV}(\Omega, \mathbb{R}^N)$ is such that $\mathcal{H}^{N-1}(S_T) < \infty$ and $\nabla T(x) \in \text{SO}(N)$ for \mathcal{L}^N -a.e. $x \in \Omega$, then there exists a Caccioppoli partition $(E_i)_{i \in I}$ subordinated to S_T such that*

$$T = \sum_{i \in I} (R_i x + t_i) \mathbf{1}_{E_i}$$

where $R_i \in \text{SO}(N)$ and $t_i \in \mathbb{R}^N$.

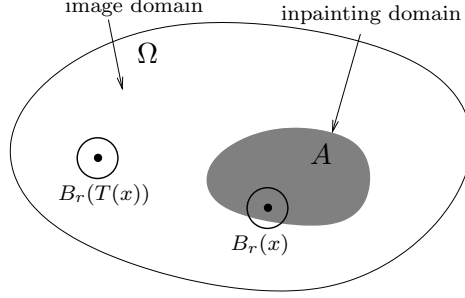


Figure 2: The original image u_0 is defined on $\Omega \setminus \bar{A}$ and must be reconstructed in A .

5 Analysis of Model I

We prove in this section that the functional \mathcal{E}_1 involved in Model I is *continuous* and admits a *minimizer* in an appropriate space.

The image domain and the inpainting domain are represented by two open bounded subsets $A \subset \Omega \subset \mathbb{R}^N$ with Lipschitz boundaries (see Figure 2). We assume in addition that there exists $r > 0$ such that $A + 3B_r \subset \Omega$ where here and in the sequel B_r denotes the ball $B_r(0)$. The original image u_0 is defined on $\Omega \setminus \bar{A}$. Let $C > 0$ be such that the set

$$V_1 = \left\{ T \in \text{SBV}(\Omega, \mathbb{R}^N), T \text{ is a piecewise roto-translation associated with a Caccioppoli partition } \{E_i\}_{i \in I_T} \text{ such that } \sum_{i \in I_T} P(E_i, \Omega) \leq C, T = \text{Id on } \Omega \setminus (A + B_r), T(A + B_r) \subset (\Omega \setminus [(A + B_r) \cup (\partial\Omega + B_r)]) \right\}$$

is not empty.

5.1 Existence of a minimizer for Model I and continuity of \mathcal{E}_1

Theorem 5.1 (Existence of minimizing exemplar-based inpaintings)

Let $u_0 \in L^\infty(\Omega \setminus A)$. Then, the problem

$$\text{Min}_{T \in V_1} \int_{A+B_r} \int_{B_r} |u_0(T(x+y)) - u_0(T(x) + \nabla T(x)y)|^2 dy dx$$

has a solution $T_{\min} \in V_1$. The function $u : \Omega \rightarrow \mathbb{R}$ defined by

$$u(x) = \begin{cases} u_0(x) & \text{if } x \in \Omega \setminus A \\ u_0(T_{\min}(x)) & \text{if } x \in A \end{cases}$$

is called a *minimal exemplar-based inpainting associated with u_0* .

Remark 5.2 For simplicity, the theorem is stated for gray level images. It can be however immediately generalized to color images using the functional

$$\text{Min}_{T \in V_1} \sum_{i=1}^3 \int_{A+B_r} \int_{B_r} |u_0^i(T(x+y)) - u_0^i(T(x) + \nabla T(x)y)|^2 dy dx$$

where $u_0 = (u_0^1, u_0^2, u_0^3)$ is any color representation, e.g. RGB, YCrCb or Lab, the latter being more robust to the creation of false colors.

Remark 5.3 (Existence of minimal exemplar-based inpaintings – the piecewise similarity case) The result actually holds for the class of piecewise similarities with minimal scale ratios uniformly bounded away from 0. This scale ratio condition ensures a control on the measure of the mapped patches. By a simple adaptation of the proof below, one can prove that if there exists $a > 0$ and $C > 0$ such that the set

$$V_1^{\text{PS}} = \left\{ T \in \text{SBV}(\Omega, \mathbb{R}^N), T \text{ is a piecewise similarity with minimal scale ratio } \geq a \text{ associated with a Caccioppoli partition } \{E_i\}_{i \in I_T} \text{ such that } \sum_{i \in I_T} P(E_i, \Omega) \leq C, T = \text{Id on } \Omega \setminus (A + B_r) \text{ and } T(A + B_r) \subset (\Omega \setminus [(A + B_r) \cup (\partial\Omega + B_r)]) \right\}$$

is not empty then the problem

$$\text{Min}_{T \in V_1^{\text{PS}}} \int_{A+B_r} \int_{B_r} |u_0(T(x+y)) - u_0(T(x) + \nabla T(x)y)|^2 dy dx$$

has a solution $T_{\min} \in V_1^{\text{PS}}$.

PROOF OF THEOREM 5.1: Denote the energy as

$$\mathcal{E}_1(T) = \int_{A+B_r} \int_{B_r} |u_0(T(x+y)) - u_0(T(x) + \nabla T(x)y)|^2 dy dx$$

and take a minimizing sequence $(T_n)_{n \in \mathbb{N}}$ in V_1 associated with Caccioppoli partitions $\{E_{i,n}\}_{i \in I_n}$ such that $\sum_{i \in I_n} P(E_{i,n}, \Omega) \leq C$. Since $S_{T_n} \subset \bigcup_{i \in I_n} \partial^* E_{i,n}$ (see Remark 4.4), we deduce from the assumptions that $\sup_n \mathcal{H}^{N-1}(S_{T_n}) \leq C$ and, since Ω is bounded, $\sup_n \|T_n\|_\infty < +\infty$. Applying the compactness theorem 4.6 for piecewise roto-translations, there exists a subsequence, still denoted as $(T_n)_{n \in \mathbb{N}}$, that converges in $L^1(\Omega, \mathbb{R}^N)$ to a piecewise roto-translation $T \in \text{SBV}(\Omega, \mathbb{R}^N)$ associated with a Caccioppoli partition $\{E_i\}_{i \in I}$ that satisfies, by the semicontinuity of perimeter, $\sum_{i \in I} P(E_i, \Omega) \leq C$.

In addition, $T = \text{Id}$ a.e. on $\Omega \setminus (A + B_r)$ and $T(A + B_r) \subset (\Omega \setminus [(A + B_r) \cup (\partial\Omega + B_r)])$ up to a Lebesgue negligible set. Thus $T \in V_1$. Let us now prove that it minimizes \mathcal{E}_1 .

Let $\epsilon > 0$. From Lusin Theorem [2], there exists a continuous function $w \in C(\bar{\Omega})$ such that $\|w\|_\infty \leq \|u_0\|_\infty$ and $\mathcal{D}_0 = \{x : u_0(x) \neq w(x)\}$ satisfies $|\mathcal{D}_0| < \epsilon$. Possibly taking a subsequence of (T_n) , we deduce from the continuity of w and the Dominated Convergence Theorem that

$$\int_{A+B_r} \int_{B_r} |w(T_n(x+y)) - w(T(x+y))| dy dx \rightarrow 0 \tag{2}$$

and

$$\int_{A+B_r} \int_{B_r} |w(T_n(x) + \nabla T_n(x)y) - w(T(x) + \nabla T(x)y)| dy dx \rightarrow 0 \tag{3}$$

Remark that

$$\begin{aligned} \int_{A+B_r} \int_{B_r} |u_0(T_n(x) + \nabla T_n(x) y) - u_0(T(x) + \nabla T(x) y)| dy dx \leq \\ \int_{A+B_r} \int_{B_r} |u_0(T_n(x) + \nabla T_n(x) y) - w(T_n(x) + \nabla T_n(x) y)| dy dx + \\ \int_{A+B_r} \int_{B_r} |w(T_n(x) + \nabla T_n(x) y) - w(T(x) + \nabla T(x) y)| dy dx + \\ \int_{A+B_r} \int_{B_r} |w(T(x) + \nabla T(x) y) - u_0(T(x) + \nabla T(x) y)| dy dx \end{aligned}$$

Since $u_0 \in L^\infty(\Omega)$ and $\|w\|_\infty \leq \|u_0\|_\infty$, in order to prove that the left term tends to 0, we will provide a bound for

$$\sup_{n \in \mathbb{N}} \int_{A+B_r} \int_{B_r} [\mathbb{1}_{\mathcal{D}_0}(T_n(x) + \nabla T_n(x) y) + \mathbb{1}_{\mathcal{D}_0}(T(x) + \nabla T(x) y)] dy dx.$$

We observe that

$$\begin{aligned} \mathcal{L}^N \otimes \mathcal{L}^N(\{(x, y) \in (A + B_r) \times B_r : T_n(x) + \nabla T_n(x) y \in \mathcal{D}_0\}) \\ = \int_{A+B_r} |\{y \in B_r, y \in (\nabla T_n(x))^{-1}(\mathcal{D}_0 - T_n(x))\}| dx \end{aligned}$$

which makes sense because $\nabla T_n(x) \in \text{SO}(N)$ almost everywhere. For the same reason, denoting $\mathcal{D}_0(x) = (\nabla T_n(x))^{-1}(\mathcal{D}_0 - T_n(x))$, we have $\mathcal{L}^N(\mathcal{D}_0(x)) = \mathcal{L}^N(\mathcal{D}_0) \leq \epsilon$. Hence

$$\mathcal{L}^N \otimes \mathcal{L}^N(\{(x, y) \in (A + B_r) \times B_r : T_n(x) + \nabla T_n(x) y \in \mathcal{D}_0\}) \leq \epsilon |\Omega|$$

The same argument is true for T instead of T_n thus

$$\begin{aligned} \int_{A+B_r} \int_{B_r} |u_0(T_n(x) + \nabla T_n(x) y) - u_0(T(x) + \nabla T(x) y)| dy dx \\ \leq 4\epsilon \|u_0\|_\infty |\Omega| + \int_{A+B_r} \int_{B_r} |w(T_n(x) + \nabla T_n(x) y) - w(T(x) + \nabla T(x) y)| dy dx \end{aligned}$$

It follows from (3) that $u_0(T_n(x) + \nabla T_n(x) y)$ converges to $u_0(T(x) + \nabla T(x) y)$ in $L^1((A + B_r) \times B_r, \mathcal{L}^N \otimes \mathcal{L}^N)$.

Let us now prove that

$$\int_{A+B_r} \int_{B_r} |u_0(T_n(x + y)) - u_0(T(x + y))| dy dx \longrightarrow 0 \quad \text{as } n \rightarrow \infty.$$

Again we use Lusin Theorem [2] to obtain the existence of a continuous function $w \in C(\bar{\Omega})$ such that $\|w\|_\infty \leq \|u_0\|_\infty$ and $\mathcal{D}_0 = \{x : u_0(x) \neq w(x)\}$ satisfies $|\mathcal{D}_0| < \epsilon$. Then we decompose

$$\begin{aligned} \int_{A+B_r} \int_{B_r} |u_0(T_n(x + y)) - u_0(T(x + y))| dy dx \leq \\ \int_{A+B_r} \int_{B_r} |u_0(T_n(x + y)) - w(T_n(x + y))| dy dx + \\ \int_{A+B_r} \int_{B_r} |w(T_n(x + y)) - w(T(x + y))| dy dx + \\ \int_{A+B_r} \int_{B_r} |w(T(x + y)) - u_0(T(x + y))| dy dx \end{aligned}$$

and try to find a bound for

$$\sup_{n \in \mathbb{N}} \int_{A+B_r} \int_{B_r} [\mathbb{1}_{\mathcal{D}_0}(T_n(x+y)) + \mathbb{1}_{\mathcal{D}_0}(T(x+y))] dy dx.$$

Observe that for every $x \in \Omega$

$$\int_{B_r(x)} [\mathbb{1}_{\mathcal{D}_0}(T_n(z)) + \mathbb{1}_{\mathcal{D}_0}(T(z))] dz \leq |T_n^{-1}(\mathcal{D}_0)| + |T^{-1}(\mathcal{D}_0)|$$

Recall that

$$T = \sum_{i \in I} (R_i x + t_i) \mathbb{1}_{E_i}$$

where the Caccioppoli partition $\{E_i\}_{i \in I}$ satisfies $\sum_{i \in I} P(E_i, \Omega) \leq C$. Since $T : \Omega \rightarrow \Omega$ and $T \perp E_i$ is an isometry we have $|T(E_i)| = |E_i|$. Therefore, we deduce from $|\mathcal{D}_0| < \epsilon$ that

$$|T^{-1}(\mathcal{D}_0)| \leq \epsilon \cdot \#\{i \in I : |E_i| > \epsilon\} + \sum_{\substack{i \in I \\ |E_i| \leq \epsilon}} |E_i|$$

where $\#$ denotes the counting measure. It follows from Lemma 5.5 below, due to G.P. Leonardi [64], that there exists a constant \tilde{C} depending only on C, N such that

$$|T^{-1}(\mathcal{D}_0)| \leq \tilde{C} \epsilon^{\frac{1}{N}}$$

thus

$$\int_{A+B_r} \int_{B_r} \mathbb{1}_{\mathcal{D}_0}(T(x+y)) dy dx \leq \tilde{C} |A+B_r| \epsilon^{\frac{1}{N}}.$$

The same argument is valid for any T_n in the converging sequence and we conclude that

$$\begin{aligned} & \int_{A+B_r} \int_{B_r} |u_0(T_n(x+y)) - u_0(T(x+y))| dy dx \\ & \leq 4\tilde{C} \|u_0\|_{\infty} |A+B_r| \epsilon^{\frac{1}{N}} + \int_{A+B_r} \int_{B_r} |w(T_n(x+y)) - w(T(x+y))| dy dx, \end{aligned}$$

which, in view of (2), proves that $u_0(T_n(x+y))$ converges to $u_0(T(x+y))$ in $L^1((A+B_r) \times B_r, \mathcal{L}^N \otimes \mathcal{L}^N)$. Since we have already seen that $u_0(T_n(x) + \nabla T_n(x)y)$ converges to $u_0(T(x) + \nabla T(x)y)$ in $L^1((A+B_r) \times B_r, \mathcal{L}^N \otimes \mathcal{L}^N)$, possibly taking a subsequence and using the Dominated Convergence Theorem, we can conclude that

$$\begin{aligned} & \int_{A+B_r} \int_{B_r} |u_0(T_n(x+y)) - u_0(T_n(x) + \nabla T_n(x)y)|^2 dy dx \\ & \longrightarrow \int_{A+B_r} \int_{B_r} |u_0(T(x+y)) - u_0(T(x) + \nabla T(x)y)|^2 dy dx \end{aligned}$$

as $n \rightarrow \infty$. Finally, the minimizing sequence (T_n) converges to $T \in V_1$ with

$$\mathcal{E}_1(T) = \lim_{n \rightarrow \infty} \mathcal{E}_1(T_n)$$

thus T is a minimizer of \mathcal{E}_1 in V_1 . □

Remark 5.4 (Continuity of \mathcal{E}_1) A by-product of the proof above is the *continuity* of \mathcal{E}_1 in V_1 with respect to the weak-* convergence in SBV.

Lemma 5.5 (G.P. Leonardi [64]) Let $\mathcal{CP} = \{\{E_{i,\alpha}\}_{i \in I_\alpha}\}$ denote a collection of Caccioppoli partitions of Ω such that $\sup_\alpha \sum_{i \in I_\alpha} P(E_{i,\alpha}, \Omega) \leq C_1$. For every $\epsilon > 0$ and $E = \{E_i\}_{i \in I} \in \mathcal{CP}$, let us define

$$\varphi_\epsilon(E) = \epsilon \cdot \#\{i \in I : |E_i| > \epsilon\} + \sum_{\substack{i \in I \\ |E_i| \leq \epsilon}} |E_i|,$$

where $\#$ denotes the counting measure. Then there exists $C_2 > 0$ such that

$$\sup_{E \in \mathcal{CP}} \varphi_\epsilon(E) \leq C_2 \epsilon^{\frac{1}{N}}$$

PROOF Let $E = \{E_i\}_{i \in I} \in \mathcal{CP}$ and $K_\epsilon(E) = \{i \in I : |E_i| \geq \epsilon\}$. Ω being bounded with Lipschitz boundary, one has $\mathcal{H}^{N-1}(\partial\Omega) < +\infty$ therefore by adding $\mathbb{R}^N \setminus \Omega$ to E one obtains a Caccioppoli partition of \mathbb{R}^N . In addition, by the boundary trace theorem (see Section 3),

$$\sum_{i \in I} P(E_i, \mathbb{R}^N) = \sum_{i \in I} P(E_i, \Omega) + \mathcal{H}^{N-1}(\partial\Omega).$$

By the isoperimetric inequality in \mathbb{R}^N , there exists $C_3 > 0$ such that

$$\epsilon^{\frac{N-1}{N}} \#K_\epsilon(E) \leq \sum_{i \in K_\epsilon(E)} |E_i|^{\frac{N-1}{N}} \leq \sum_{i \in K_\epsilon(E)} C_3 P(E_i, \mathbb{R}^N) \leq (C_1 + \mathcal{H}^{N-1}(\partial\Omega)) C_3$$

from which we deduce that

$$\epsilon \#K_\epsilon(E) \leq (C_1 + \mathcal{H}^{N-1}(\partial\Omega)) C_3 \epsilon^{\frac{1}{N}}.$$

Besides,

$$\sum_{i \notin K_\epsilon(E)} |E_i| = \sum_{i \notin K_\epsilon(E)} |E_i|^{\frac{N-1}{N}} |E_i|^{\frac{1}{N}} \leq \epsilon^{\frac{1}{N}} \sum_{i \notin K_\epsilon(E)} |E_i|^{\frac{N-1}{N}} \leq (C_1 + \mathcal{H}^{N-1}(\partial\Omega)) C_3 \epsilon^{\frac{1}{N}},$$

and the lemma follows. □

5.2 Non uniqueness of the minimizers

Simple examples show that Model I may have several minimizers, see for instance Figure 3 where for r small enough translating either the left part to the right or the right part to the left has zero energy.

5.3 Relation with patch-based algorithms

It is natural to wonder how the model that we propose relates to basic patch-based algorithms, i.e. algorithms with reasonably sophisticated scans of the inpainting domain (raster scan, spiral scan, most convex points first, edges first, etc.). As will be shown in Section 7, there are partial numerical indications that geometric features could be recovered on a global basis with our model when a

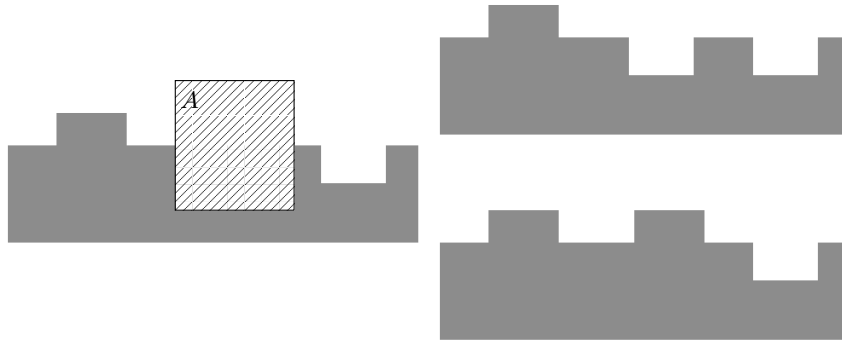


Figure 3: A simple situation where, for r small enough, two different translations have zero energy \mathcal{E}_1 and yield completely different interpolations.

basic patch-based method rather works on a local or semi-local basis. Actually, basic patch-based algorithms can be seen as greedy methods for the minimization of the functional since each step of the algorithm amounts to finding a minimal roto-translation map on a subdomain of the inpainting zone.

Can one figure out a *globally* minimizing scheme? It is a completely open problem to the best of our knowledge. A possible direction of research is given by the interesting [62] where a criterion related to ours is minimized using a belief-propagation technique in Markov Random Field graphs. As mentioned by the authors, the method is global for tree structured graphs but might not be global if the graph contains cycles, which is usually the case for graphs associated with digital images... The authors claim however that “strong” local minima can be obtained, i.e. local minima that are close to global minima from an experimental point of view. Yet global minima are still unreachable and we believe that it is an interesting direction of research.

We believe that deriving a globally minimizing algorithm that efficiently synthesizes texture, whose action on geometry is well known, and that does not depend too strongly on the domain shape, would be an improvement with respect to existing exemplar-based methods. Furthermore, a careful control of how the geometry is treated would make possible the use of additional geometric priors, which would be very useful in a series of real inpainting applications, for instance in medical imaging (e.g. MRI images of neuron fibers whose geometry is specific), in road traffic surveys (where the orientation of cars in the reconstruction is an issue), etc. Preliminary results on how model I handles geometry will be given in section 7. Let us now examine how additional assumptions can be incorporated into the model.

6 Introducing first order penalty terms

The exemplar-based inpainting methods where entire pieces of patches are copied suffer from a well-known problem: blocky effects are visible in the reconstruction when the patch size parameter r does not correspond to the texture scale or, more generally, when the patch size becomes large. Different approaches have been proposed to solve this issue, like finding a “smooth” transition between adjacent patches. We propose an extension of our model that allows further restrictions on the reconstruction.

First, we relax the condition that the reconstructed image in A has to be exactly copied from

u_0 . Instead we introduce an interpolating function u with the constraint that u has to coincide with u_0 outside A . This gives a new criterion

$$\tilde{\mathcal{E}}_2(u, T) = \int_{A+B_r} \int_{B_r} |u(x+y) - u_0(T(x) + \nabla T(x)y)|^2 dy dx$$

that can be easily minimized in the space $\{(u, T) : u \in L^\infty(\Omega), \|u\|_\infty \leq C_1, T \in V_1\}$. Being the blocky effects characterized by the creation of spurious edges, we penalize the local variations of u as soon as they are larger than the local variations of u_0 . The new criterion makes sense if $u_0, u \in L^\infty(\Omega) \cap \text{BV}(\Omega)$ and reads as:

(Model II)

$$\begin{aligned} \mathcal{E}_2(u, T) = & \frac{1}{r^N} \int_{A+B_r} \int_{B_r} |u(x+y) - u_0(T(x) + \nabla T(x)y)|^2 dy dx \\ & + \frac{1}{r^{N-1}} \int_{A+B_r} \left(|Du|(B_r(x)) - |Du_0|(B_r(T(x))) \right)^+ dx \end{aligned}$$

where $(\cdot)^+$ denotes $\max(\cdot, 0)$ and the coefficients $\frac{1}{r^N}$ and $\frac{1}{r^{N-1}}$ ensure the homogeneity of the energy. Observe that the second term does not penalize the total variation of u but only prevents the local variations from being larger than those of u_0 . Thus oscillations are still allowed and can be preserved. In particular, texture images can be processed under the condition that they have finite total variation, which is somewhat restrictive; it has been shown indeed in [25, 48] that some textures might have infinite total variation in the continuous domain. We will relax this constraint in Model III.

It is worth noticing also that using $(\cdot)^+$ rather than $|\cdot|$ gives some freedom to have a smooth interpolant and, from a mathematical point of view, is much easier to handle. Besides, it is legitimate to wonder why we compare the local total variations of u and u_0 instead of simply minimizing

$$\int_{A+B_r(0)} |Dv_x|(B_r) dx$$

where $v_x(y) = u(x+y) - u_0(T(x) + \nabla T(x)y)$. This term is actually much too regularizing and is for example absolutely not adapted for comparing similar but not identical samples of a texture or for the comparison of two geometric samples that coincide up to a small translation. In contrast, comparing the local total variations is much more adapted.

We shall prove in the next section the existence of minimizers of \mathcal{E}_2 in a suitable space. Let us stress that the results remain valid when adding to the criterion any lower semicontinuous (and coercive if necessary) functional depending on u . This gives the opportunity to play with the regularity of the reconstructed image. We will propose in section 6.2 a third criterion that aims at constraining even more the geometry.

6.1 Minimization of Model II

Assume that $u_0 \in \text{BV}(\Omega) \cap L^\infty(\Omega)$ and define

$$V_2 = \left\{ (u, T), u \in \text{BV}(\Omega), \|u\|_\infty \leq \|u_0\|_\infty, u = u_0 \text{ on } \Omega \setminus A, T \in \text{SBV}(\Omega, \mathbb{R}^N), T \text{ is a} \right. \\ \left. \text{piecewise roto-translation associated with a Caccioppoli partition } \{E_i\}_{i \in I_T} \text{ such that} \right. \\ \left. \sum_{i \in I_T} P(E_i, \Omega) \leq \frac{C}{r^{N-1}}, T = \text{Id on } \Omega \setminus (A + B_r), T(A + B_r) \subset (\Omega \setminus [(A + B_r) \cup (\partial\Omega + B_r)]) \right\}$$

Then we can prove the following theorem

Theorem 6.1 *The functional \mathcal{E}_2 admits a minimizer $(u, T) \in V_2$.*

The proof of Theorem 6.1 requires preliminary results on measures. The following lemma shows that, given $r > 0$, a measure on Ω negligible with respect to \mathcal{H}^{N-2} does not charge spheres of radius r except for at most countably many of them.

Lemma 6.2 *Let ν be a positive measure on Ω negligible with respect to \mathcal{H}^{N-2} , i.e. $\mathcal{H}^{N-2}(B) < +\infty$ implies $\nu(B) = 0$ for any Borel set $B \subset \Omega$. For all $\epsilon > 0$, $G_\epsilon := \{y / \nu(\partial B_r(y)) > \epsilon\}$ is finite thus $G := \{y / \nu(\partial B_r(y)) > 0\}$ is at most countable.*

PROOF Let $y_1, y_2 \in G_\epsilon$ with $y_1 \neq y_2$. Then, since ν is negligible with respect to \mathcal{H}^{N-2} ,

$$\nu(\Omega) \geq \nu(\Omega \cap (\partial B_r(y_1) \cup \partial B_r(y_2))) = \nu(\partial B_r(y_1)) + \nu(\partial B_r(y_2)) > 2\epsilon.$$

It follows that

$$\#\{y, \nu(\partial B_r(y)) > \epsilon\} \leq \frac{\nu(\Omega)}{\epsilon},$$

hence G_ϵ is finite. Since $G = \bigcup_{n \geq 1} G_{\frac{1}{n}}$, G is at most countable. \square

Lemma 6.3 *With the notations of Lemma 6.2, let $\tau \in \text{BV}(\Omega, \Omega)$ such that $\det(\nabla\tau) \neq 0$ a.e., where $\nabla\tau$ denotes the approximate differential of τ . Then we have*

$$\mathcal{L}^N(\{x \in \Omega, \tau(x) \in G\}) = 0.$$

PROOF Let $C := \{x \in \Omega, \tau(x) \in G\}$ and

$$\tilde{C} = \{x / \tau \text{ approximately differentiable at } x \text{ and } \tau(x) \in G\}.$$

Obviously, $\tilde{C} \subset C$ and $\mathcal{L}^N(C \setminus \tilde{C}) = 0$ because τ is approximately differentiable \mathcal{L}^N -almost everywhere by the Calderón-Zygmund Theorem [2]. Denoting $N(y, \tilde{C}) = \#\{\tau^{-1}(y) \cap \tilde{C}\}$ and applying the area formula for approximately differentiable maps (see for instance (5.5.2) in [3]) yield

$$\int_{\tilde{C}} |\det(\nabla\tau(x))| dx = \int_{\tau(\tilde{C})} N(y, \tilde{C}) dy = 0$$

since $\tau(\tilde{C}) \subset \tau(C) \subset G$, and $\mathcal{L}^N(G) = 0$ according to the previous lemma. By assumption, $\det(\nabla\tau(x)) \neq 0$ \mathcal{L}^N -a.e., thus $\mathcal{L}^N(C) = \mathcal{L}^N(\tilde{C}) = 0$ and the proposition ensues. \square

Lemma 6.4 *Let $u \in \text{BV}(\Omega)$ and τ as in Lemma 6.3. Then $|Du|(\partial B_r(x)) = |Du|(\partial B_r(\tau(x))) = 0$ for \mathcal{L}^N -almost every $x \in \Omega$.*

PROOF It suffices to remark that if $u \in \text{BV}(\Omega)$ then $|Du|$ is a positive measure negligible with respect to \mathcal{H}^{N-2} . The conclusion follows from Lemmas 6.2 and 6.3. \square

PROOF OF THEOREM 6.1:

It is easily seen that there exist pairs $(u, T) \in V_2$ such that $\mathcal{E}_2(u, T) < \infty$. Consider a minimizing sequence $(u_n, T_n)_{n \geq 1}$ and assume that $\sup_{n \geq 1} \mathcal{E}_2(u_n, T_n) \leq \delta$. One has

$$\int_{A+B_r} |Du_n|(B_r(x)) dx \leq \int_{A+B_r} |Du_0|(B_r(T_n(x))) dx + r^{N-1}\delta \leq |A+B_r| |Du_0|(\Omega) + r^{N-1}\delta \quad (4)$$

Notice that:

$$\begin{aligned} |Du_n|(\Omega) &= |Du_n|(\Omega \setminus (\bar{A} + \bar{B}_r)) + |Du_n|(\bar{A} + \bar{B}_r) = |Du_0|(\Omega \setminus (\bar{A} + \bar{B}_r)) + |Du_n|(\bar{A} + \bar{B}_r) \\ &\leq |Du_0|(\Omega) + |Du_n|(\bar{A} + \bar{B}_r) \end{aligned} \quad (5)$$

Let $\{S_i\}_{i=1, \dots, k}$ be a covering of $\bar{A} + \bar{B}_r$ by cubes of side $\alpha < r/2$ such that $|S_i \cap S_j| = 0$, $i \neq j$. Let $a = \min_{i=1, \dots, k} \{|S_i \cap (\bar{A} + \bar{B}_r)|\}$. By the subadditivity of the total variation measure

$$|Du_n|(\bar{A} + \bar{B}_r) \leq \sum_{i=1}^k |Du_n|(S_i)$$

By the mean value theorem, for each $i \in \{1, \dots, k\}$ there exists $x_i \in \text{int}(S_i) \cap (\bar{A} + \bar{B}_r)$ such that

$$|Du_n|(B_r(x_i)) \leq \int_{S_i \cap (\bar{A} + \bar{B}_r)} |Du_n|(B_r(x)) dx$$

therefore, since $S_i \subset B_r(x_i)$,

$$|Du_n|(\bar{A} + \bar{B}_r) \leq \sum_{i=1}^k |Du_n|(B_r(x_i)) \leq \frac{1}{a} \sum_{i=1}^k \int_{S_i \cap (\bar{A} + \bar{B}_r)} |Du_n|(B_r(x)) dx = \frac{1}{a} \int_{\bar{A} + \bar{B}_r} |Du_n|(B_r(x)) dx$$

Plugging into (5) yields

$$|Du_n|(\Omega) \leq \frac{|A+B_r| |Du_0|(\Omega) + r^{N-1}\delta}{a} + |Du_0|(\Omega)$$

thus the sequence $(u_n)_{n \in \mathbb{N}}$ has uniformly bounded total variation. Since in addition $\|u_n\|_\infty \leq \|u_0\|_\infty$ and Ω is bounded, we can apply the compactness theorem in BV to deduce the existence of $u \in \text{BV}(\Omega) \cap L^\infty(\Omega)$ such that, up to a subsequence, (u_n) weakly-* converges to u in $\text{BV}(\Omega)$, $\|u\|_\infty \leq \|u_0\|_\infty$ and $u = u_0$ on $\Omega \setminus A$.

The same argument as in the proof of Theorem 5.1 yields that, up to a subsequence, T_n weakly-* converges in BV to a piecewise roto-translation T with $(u, T) \in V_2$. In addition and since $u_n \rightarrow u$ in L^1 , we can prove with a similar argument as for Theorem 5.1 that

$$\int_{A+B_r} \int_{B_r} |u_n(x+y) - u_0(T_n(x) + \nabla T_n(x)y)|^2 dy dx \rightarrow \int_{A+B_r} \int_{B_r} |u(x+y) - u_0(T(x) + \nabla T(x)y)|^2 dy dx$$

Let us now examine the second term of \mathcal{E}_2 in Model II. We know from Lemma 6.4 that for a.e. $x \in A + B_r$, $|Du_0|(\partial B_r(T(x))) = 0$. Because T_n converges to T in L^1 , we have $T_n(x) \rightarrow T(x)$ a.e. possibly taking a subsequence. Thus, for a.e. $x \in A + B_r$, $\mathbf{1}_{B_r(T_n(x))} \rightarrow \mathbf{1}_{B_r(T(x))}$ $|Du_0|$ -almost everywhere. By the Dominated Convergence Theorem, it follows that for a.e. $x \in A + B_r$,

$$\int_{\Omega} \mathbf{1}_{B_r(T_n(x))} d|Du_0| = |Du_0|(B_r(T_n(x))) \rightarrow \int_{\Omega} \mathbf{1}_{B_r(T(x))} d|Du_0| = |Du_0|(B_r(T(x))).$$

Then, by the lower semicontinuity of the total variation, for every $x \in A + B_r$

$$|Du|(B_r(x)) \leq \liminf_{n \rightarrow \infty} |Du_n|(B_r(x)),$$

therefore

$$\left(|Du|(B_r(x)) - |Du_0|(B_r(T(x))) \right)^+ \leq \liminf_{n \rightarrow \infty} \left(|Du_n|(B_r(x)) - |Du_0|(B_r(T_n(x))) \right)^+$$

We deduce from Fatou's Lemma that

$$\int_{A+B_r} \left(|Du|(B_r(x)) - |Du_0|(T(B_r(x))) \right)^+ dx \leq \liminf_{n \rightarrow \infty} \int_{A+B_r} \left(|Du_n|(B_r(x)) - |Du_0|(B_r(T_n(x))) \right)^+ dx$$

In conclusion, the minimizing sequence (u_n, T_n) converges to $(u, T) \in V_2$ and $\mathcal{E}_2(u, T) \leq \liminf_{n \rightarrow \infty} \mathcal{E}_2(u_n, T_n)$ thus (u, T) is a minimizer of \mathcal{E}_2 in V_2 and Theorem 6.1 ensues. \square

Remark 6.5 (Minimization of Model II – the piecewise similarity case) It is straightforward to generalize the previous result to the class of piecewise similarities with minimal scale ratio uniformly bounded away from 0. More precisely, let $a > 0$ small enough so that the space

$$V_2^{\text{PS}} = \left\{ (u, T), u \in \text{BV}(\Omega), \|u\|_{\infty} \leq \|u_0\|_{\infty}, u = u_0 \text{ on } \Omega \setminus A, \right. \\ \left. T \in \text{SBV}(\Omega, \mathbb{R}^N) \text{ is a piecewise similarity with minimal scale ratio } \geq a \text{ associated with} \right. \\ \left. \text{a Caccioppoli partition } \{E_i\}_{i \in I_T} \text{ such that } \sum_{i \in I_T} P(E_i, \Omega) \leq \frac{C}{r^{N-1}}, \right. \\ \left. T = \text{Id on } \Omega \setminus (A + B_r), T(A + B_r) \subset (\Omega \setminus [(A + B_r) \cup (\partial\Omega + B_r)]) \right\}$$

is not empty. Then the functional \mathcal{E}_2 admits a minimizer $(u, T) \in V_2^{\text{PS}}$.

6.2 Model III: using a decomposition into geometry+texture

Although Model II allows the processing of all textures with finite total variation, comparing the local variations is more meaningful for a geometric image than for a texture image. We thus propose a third model where the local variation penalty – and possibly others of higher order – is put on the geometric part only. Still some control must be put on the interpolation image u in order to ensure compactness in L^1 of a minimizing sequence. As it was discussed in [25], a rich variety of real images can be modeled as functions in the Besov spaces $B_{1,\infty}^s$ for $s \in (0.2, 0.7)$. Recall that, for $0 < s < 1$, $B_{1,\infty}^s(\mathbb{R}^N)$ is the class of functions $f \in L^1(\mathbb{R}^N)$ with finite semi-norm

$$|f|_{s,1,\infty} = \sup_{h \in \mathbb{R}^N} \frac{\|f(\cdot + h) - f(\cdot)\|_{L^1}}{|h|^s}$$

A natural norm in $B_{1,\infty}^s$ is $\|f\|_{B_{1,\infty}^s} = \|f\|_{L^1} + |f|_{s,1,\infty}$. As usual, $B_{1,\infty}^s(\Omega)$ can be defined as the restriction to Ω of functions in $B_{1,\infty}^s(\mathbb{R}^N)$ and, being Ω a bounded domain with Lipschitz boundary, $B_{1,\infty}^s(\Omega)$ is compactly embedded in $L^1(\Omega)$ for every $0 < s < 1$. In addition, $B_{1,\infty}^s(\Omega)$ contains $BV(\Omega)$.

Before introducing our third model, let us recall a few basic facts about TV- L^1 image decomposition.

6.2.1 The TV- L^1 decomposition

We refer the reader to [73] for an introduction to the problem of image decomposition. The goal is to write an image as a sum of a geometric component – sometimes called a cartoon image – and a texture component. There is a wide body of literature related to the question of finding the most suitable decomposition spaces and the most efficient numerical method to perform the decomposition, see for instance [86, 78, 9, 7, 10, 36, 63, 89, 8, 27] to name a few. In this paper we will use a TV- L^1 model originally introduced in the context of image denoising [1, 75] and studied explicitly as a decomposition model in [11, 28, 35, 90, 39] for instance. Starting from a function $v \in L^\infty(\Omega)$, the principle is to find a decomposition $v = v^g + (v - v^g)$ which is minimal with respect to the criterion $|Dv^g|(\Omega) + \lambda \|v - v^g\|_{L^1(\Omega)}$. This model has interesting properties: the stability with respect to a class of contrast changes, the stability of the geometric component as long as λ lies in a certain range of values, and the ability to capture structured patterns in the texture component. For simplicity, we shall take $\lambda = 1$ in the sequel but the results remain valid for any $\lambda > 0$.

Definition 6.6 (Geometric part of a TV- L^1 decomposition) *Let $v \in L^\infty(\Omega)$. We mean by geometric part of v a (possibly non unique) solution v^g of*

$$\underset{v^g \in L^\infty(\Omega) \cap BV(\Omega)}{\text{Min}} |Dv^g|(\Omega) + \|v - v^g\|_{L^1(\Omega)} \quad (6)$$

The existence of solutions to Problem (6) is an easy consequence of the lower semicontinuity of the total variation in BV . The fact that several minimizers may exist has been in particular examined in [28, 39].

We define now, and once for all, u_0^g as a solution of (6) with $v = u_0$ and such that $\|u_0^g\|_\infty \leq \|u_0\|_\infty$, which is possible according to the next proposition. When a function f belongs to $L^\infty(\Omega)$, we denote by $\sup_\Omega f$ and $\inf_\Omega f$ the essential supremum and the essential infimum, respectively.

Proposition 6.7 *Let us set $\alpha \leq \inf_\Omega v$ and $\beta \geq \sup_\Omega v$. If v^g is a solution of Problem (6), then $\max(\alpha, \min(\beta, v^g))$ is also a solution of Problem (6). In particular, $\max(\inf_\Omega v, \min(\sup_\Omega v, v^g))$ is a solution.*

In particular, it means that if v^g is a solution of Problem (6), then, up to a truncation, we can always assume that

$$\inf_\Omega v \leq v^g \leq \sup_\Omega v$$

PROOF It is based on a standard truncation argument. If $M \geq a$ then $|\min(x, M) - a| \leq |x - a|$ for all x , therefore taking $M = \beta$ yields $\int_\Omega |\min(v^g, \beta) - v| dx \leq \int_\Omega |v^g - v| dx$.

Moreover, it is a direct consequence of the coarea formula that $|D(\min(v^g, \beta))|(\Omega) \leq |Dv^g|(\Omega)$, thus the function $\min(v^g, \beta)$ is a solution of Problem (6). It follows from a similar argument that also $\max(\alpha, \min(\beta, v^g))$ is solution. \square

We now introduce the notion of constrained geometric parts whose existence can be proved like for the generic geometric parts.

Definition 6.8 (Geometric parts constrained by u_0) *Let $u \in L^\infty(\Omega)$ such that $u = u_0$ on $\Omega \setminus A$. We mean by geometric part of u constrained by u_0 a (possibly non unique) solution u^g of*

$$\underset{\substack{u^g \in L^\infty(\Omega) \cap \text{BV}(\Omega) \\ u^g = u_0^g \text{ on } \Omega \setminus A}}{\text{Min}} |Du^g|(\Omega) + \|u - u^g\|_{L^1(\Omega)} \quad (7)$$

such that $\|u^g\|_\infty \leq \|u\|_\infty$.

6.2.2 Model III: penalizing the local variations of the geometric component only

Assuming that $u_0 \in L^\infty(\Omega)$ – which is a weaker assumption than for Model II – we propose as a third model to minimize the criterion:

(Model III)

$$\mathcal{E}_3(u, u^g, T) = \frac{1}{r^N} \int_{A+B_r} \int_{B_r} |u(x+y) - u_0(T(x) + \nabla T(x)y)|^2 dy dx$$

$$+ \frac{1}{r^{N-1}} \int_{A+B_r} \left(|Du^g|(B_r(x)) - |Du_0^g|(B_r(T(x))) \right)^+ dx$$

where we assume that u^g is a geometric part of u constrained by u_0 . Following Carasso's model, let $s > 0$ small enough for the space $B_{1,\infty}^s(\Omega)$ to incorporate a rich variety of images². Let \tilde{C} be such that

$$V_3 = \left\{ (u, u^g, T), u \in B_{1,\infty}^s(\Omega) \cap L^\infty(\Omega), \|u\|_\infty \leq \|u_0\|_\infty, \|u\|_{B_{1,\infty}^s} \leq \tilde{C}, u = u_0 \text{ on } \Omega \setminus A, \right. \\ \left. u^g \text{ geometric part of } u \text{ constrained by } u_0, T \in \text{SBV}(\Omega, \mathbb{R}^N) \text{ is a piecewise roto-translation} \right. \\ \left. \text{associated with a Caccioppoli partition } \{E_i\}_{i \in I_T} \text{ such that } \sum_{i \in I_T} P(E_i, \Omega) \leq \frac{C}{r^{N-1}}, \right. \\ \left. T = \text{Id on } \Omega \setminus (A + B_r), T(A + B_r) \subset (\Omega \setminus [(A + B_r) \cup (\partial\Omega + B_r)]) \right\}$$

is not empty. Then we can prove the following

Theorem 6.9 \mathcal{E}_3 has at least a minimizer $(u, u^g, T) \in V_3$.

PROOF : First remark that, V_3 being not empty, there obviously exist triplets $(u, u^g, T) \in V_3$ such that $\mathcal{E}_3(u, u^g, T) < \infty$. Consider a minimizing sequence $(u_n, u_n^g, T_n)_{n \geq 1}$ and assume that $\sup_{n \geq 1} \mathcal{E}_3(u_n, u_n^g, T_n) < +\infty$. Since u_n^g is a solution of Problem (7) (with respect to u_n) and the function w that vanishes on A and coincides with u_0^g on $\Omega \setminus A$ satisfies the constraints of Problem (7), we have

$$|Du_n^g|(\Omega) \leq |Du_n^g|(\Omega) + \|u_n - u_n^g\|_{L^1(\Omega)} \leq |Dw|(\Omega) + \|u_n - w\|_{L^1(\Omega)}.$$

²according to [25], $s = 0.2$ is a reasonable choice.

By the boundary trace theorem (see Section 3), $|Dw|(\Omega) \leq |Du_0^g|(\Omega \setminus \bar{A}) + \|u_0^g\|_\infty \mathcal{H}^{N-1}(\partial A)$ and since $\|w\|_{L^1(\Omega)} = \|u_0^g\|_{L^1(\Omega \setminus \bar{A})}$, we get that for some γ independent of n

$$|Du_n^g|(\Omega) \leq \gamma + \|u_n\|_{L^1(\Omega)}$$

But Ω being bounded, we deduce from our assumptions that $\|u_n\|_{L^1(\Omega)} \leq |\Omega| \|u_n\|_{L^\infty(\Omega)} \leq |\Omega| \|u_0\|_\infty$ thus $|Du_n^g|(\Omega) \leq \gamma + |\Omega| \|u_0\|_\infty$. Therefore, the u_n^g 's are uniformly bounded in $BV(\Omega)$ so there exists a subsequence, still denoted as (u_n^g) , that weakly-* converges in BV to $\bar{u} \in BV(\Omega) \cap L^\infty(\Omega)$ such that $\|\bar{u}\|_\infty \leq \|u_0\|_\infty$.

Besides, since u_n is uniformly bounded in $B_{1,\infty}^s(\Omega)$, there exists u in $L^1(\Omega)$ such that, up to a subsequence, $u_n \rightarrow u$ in $L^1(\Omega)$.

We now need to show that \bar{u} is indeed a geometric part of u constrained by u_0 . This is not immediate due to the constraint $\bar{u} = u_0^g$ on $\Omega \setminus A$ but can be done using the theory of Γ -convergence [71]. Let us consider the space $X = BV(\Omega) \cap \{w : w = u_0^g \text{ on } \Omega \setminus A\}$ endowed with the strong L^1 convergence and, with the notations above, define on X the functionals

$$F_n(w) = |Dw|(\Omega) + \|w - u_n\|_{L^1(\Omega)}.$$

We will prove that F_n Γ -converges on X with respect to the strong topology of L^1 to the functional F defined by $F(w) = |Dw|(\Omega) + \|w - u\|_{L^1(\Omega)}$ for every $w \in X$. If $(w_n) \subset X \rightarrow w \in X$ then the lower semicontinuity of total variation and the convergence in L^1 of u_n to u imply that

$$F(w) \leq \liminf_{n \rightarrow \infty} F_n(w_n)$$

Observe now that $F(w) = \lim_{n \rightarrow \infty} F_n(w)$ therefore F_n Γ -converges to F in X with respect to the $L^1(\Omega)$ convergence. By a well-known property of Γ -convergence [71], since (u_n^g) is a sequence of minimizers of F_n in X that converges in $L^1(\Omega)$ to \bar{u} , we conclude that \bar{u} is a minimizer of F in X , thus a geometric part of u constrained by u_0 . We denote from now $u^g := \bar{u}$.

The same argument as in the proof of Theorem 5.1 yields that, up to a subsequence, T_n weakly-* converges in BV to T with $(u, u^g, T) \in V_3$. In addition and since $u_n \rightarrow u$ in L^1 , we can prove with a similar argument as for Theorem 5.1 that

$$\int_{A+B_r} \int_{B_r} |u_n(x+y) - u_0(T_n(x) + \nabla T_n(x)y)|^2 dy dx \rightarrow \int_{A+B_r} \int_{B_r} |u(x+y) - u_0(T(x) + \nabla T(x)y)|^2 dy dx$$

Arguing now like in the proof of Theorem 6.1 – except that we now have to work with the geometric parts – we can prove the lower semicontinuity of the first-order term, i.e.

$$\int_{A+B_r} \left(|Du^g|(B_r(x)) - |Du_0^g|(B_r(T(x))) \right)^+ dx \leq \liminf_{n \rightarrow \infty} \int_{A+B_r} \left(|Du_n^g|(B_r(x)) - |Du_0^g|(B_r(T_n(x))) \right)^+ dx.$$

To conclude, the minimizing sequence (u_n, u_n^g, T_n) converge to $(u, u^g, T) \in V_3$ with $\mathcal{E}_3(u, u^g, T) \leq \liminf_{n \rightarrow \infty} \mathcal{E}_3(u_n, u_n^g, T_n)$ and Theorem 6.9 ensues. \square

6.2.3 Adding further restrictions to the geometric part: the case of the Willmore functional

Let us define the functional

$$F(u) = \begin{cases} \int_{A+B_r} |\nabla u| \left(1 + \alpha \left| \operatorname{div} \frac{\nabla u}{|\nabla u|} \right|^p\right) dx & \text{if } u \in C^2(\Omega) \\ +\infty & \text{if } u \in L^1(\Omega) \setminus C^2(\Omega) \end{cases}$$

where $\alpha > 0$ and $p > 1$. F is an extension to gray-level images of the celebrated Willmore functional for surfaces $\int_S |H_S|^2 d\mathcal{H}^2$ where S is a two-dimensional surface and H_S denotes the mean curvature vector. As mentioned in the introduction, F has been proposed in [70] in the context of inpainting following the idea that the interpolation process must mimic the brain ability to reconstruct partially visible objects – the so-called *amodal completion*. The results obtained in [70, 69, 29, 43] with an optimization model involving F show that this approach performs well for the inpainting of geometric images. Being not lower semicontinuous, F cannot be directly minimized but must be replaced by the associated relaxed functional [71] defined by :

$$\forall u \in L^1(\Omega), \quad \bar{F}(u) = \inf_{n \rightarrow \infty} \{ \liminf F(u_n), (u_n) \subset C^2(\Omega), u_n \rightarrow u \text{ in } L^1(\Omega) \}$$

that has been studied in [4, 65]. The lower semicontinuity of \bar{F} with respect to the convergence in L^1 yields the following result, which is an easy consequence of Theorem 6.9.

Theorem 6.10 *Assume that V_3 contains at least a triplet (u, u^g, T) such that $\bar{F}(u^g) < \infty$. Then the following functional has a minimizer in V_3 :*

$$\begin{aligned} & \text{(Model IV)} \\ \mathcal{E}_4(u, u^g, T) &= \frac{1}{r^N} \int_{A+B_r} \int_{B_r} |u(x+y) - u_0(T(x) + \nabla T(x)y)|^2 dy dx \\ & \quad + \frac{1}{r^{N-1}} \left[\int_{A+B_r} \left(|Du^g|(B_r(x)) - |Du_0^g|(B_r(T(x))) \right)^+ dx + \bar{F}(u^g) \right] \end{aligned}$$

Loosely speaking, this theorem provides a theoretical justification of the minimization of Model III plus the additional constraint that the geometric part of the reconstructed image must have rather small and not too oscillating level lines, which agrees with the type of interpolation that our brain can perform.

Remark 6.11 (Minimization of Models III and IV – the piecewise similarity case) Like for Model II, it is straightforward to generalize the previous existence results for Models III and IV to the class of piecewise similarities with minimal scale ratio uniformly bounded away from 0.

7 Comparing Models I and II with basic patch-based inpainting algorithms: a toy example in dimension 2

One of the motivations for this paper was to understand what kind of geometry can be reconstructed with exemplar-based inpainting methods and whether our different global variational models are able to recover geometric features on a non local basis. Our first results in this direction, through numerical computations performed on a simple example, are very partial but instructive. They indicate that Models I and II could indeed be better suited for the recovery of long-range geometric features.

The simple inpainting situation that we shall study is illustrated in Figure 4: it consists of a two-dimensional binary image from which a rectangular region has been removed. We denote by R the distance between the upper left vertex of the rectangle and each edge termination. We chose this configuration because it gives a clue about which continuation could be favored by the different models in the general situation where two edges with different directions are interrupted by the inpainting domain.

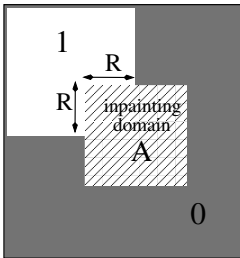


Figure 4: A two-dimensional toy example: the original image contains a white square (intensity 1) on a dark background (intensity 0). The inpainting domain A – a square of side length $2R$ – is centered at the lower right vertex of the white square.

First, let us stress that it is virtually impossible to prove that a given inpainting is the best in the sense of our models. Except in very extremely simple cases for which we can find a zero energy configuration, we are not able to prove the minimality of a given inpainting candidate. One of the reasons is the non existence of a simple formula for the gradient of our functional. Therefore, we will restrain ourselves to compare the respective energies – very precisely computed through a numerical scheme – of *ad hoc* interpolations.

7.1 Three inpainting candidates (not necessarily minimal)

First, let us recall that a candidate to an inpainting problem in our setting consists in the value of the image inside the unknown region and the definition of the geometrical transformation T that reflects where the copy comes from. In the case of Model I the value of the image inside the inpainting zone is even forced by the choice of T and equals $u_0(T(x))$.

Three natural inpaintings can be proposed for filling the unknown region of Figure 4. They are shown in Figure 5.

First inpainting: prolonging the edges until they meet The first natural interpolation consists in prolonging the two outer edges until they meet with a 90 degrees angle. This corresponds to a “good continuation” configuration according to the terminology of vision theory [61]. The transformation T that produces such a result is defined as follows: on region α (see Figure 5(a)) it is a vertical translation by a vector long enough to ensure that any point of the unknown region is

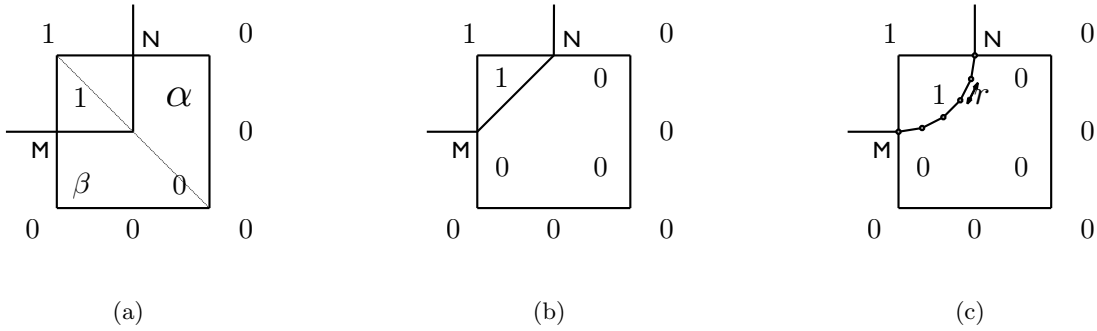


Figure 5: The three proposed interpolations: 5(a): “Good continuation” of the outer edges. 5(b): Shortest path continuation 5(c) Polygonal continuation (circle approximation).

transported outside A . On region β , T is a horizontal translation with the same constraint on the length of the translation vector.

Such configuration is very close to what would provide a generic patch-based algorithm, except maybe that the algorithm would not reconstruct exactly the right angle, unless it is present elsewhere in the image, but rather returns a “cut” angle.

Second inpainting: connecting with the shortest path The second configuration that we shall study is obtained by connecting the two junctions M and N – i.e. the intersection points between the inpainting domain and the outer edges – with a straight line and filling the unknown region with the value 1 on top of this straight line and zero elsewhere. A possible transformation T that yields this result is, for the interior region, a mere rotation that transforms the segments $[M, N]$ into some segment of the two edges outside the inpainting domain. It is a 45 degrees rotation and it does obviously not matter which one of the two existing lines is chosen to be copied. Above the bisector of the angle at point N , T is defined as the translation by a vertical vector which is long enough to get out of $A + B_r$. A similar definition holds under the bisector of the angle at point M using instead a horizontal translation.

Third inpainting: connecting with a polygonal line The third interpolation we propose consists in connecting the two end points M and N by a polygonal line, i.e. a rough approximation of a circle. As before, the upper left region is filled with ones and the rest of the unknown region is filled with zeros. The length of each segment composing the polygon is chosen to be equal to r and we do not discuss the fact that the number of segments required may not be an integer because the contribution to the total energy of each segment is small when r is small thus one can neglect the contribution of one last segment of length less than r . A reasonably good map T that produces such result is a piecewise roto-translation based on a triangular partition of the inpainting domain.

7.2 Numerical setting

Examining the functionals \mathcal{E}_1 and \mathcal{E}_2 associated with Models I and II we see that, once the x variable is fixed, the integration over the y variable amounts to the comparison of two functions defined on a ball of radius r . To compute the energies of the different configurations under study

we need to evaluate with respect to the variable x the functions $\varphi_1^x : y \mapsto u_0(T(x+y))$ and $\varphi_2^x : y \mapsto u_0(T(x) + \nabla T(x)y)$. For each proposed inpainting we will present the different possible behaviors (with respect to x) of these functions, then a simple program will evaluate the respective energies of our functionals. For this particular choice of interpolations, the only difference between Model I and Model II is that the latter takes into account the length of the discontinuity set of φ_1^x and φ_2^x .

The "good continuation" inpainting: we will examine in detail the case of the rectangular completion and give a rapid explanation for the other two inpaintings. In Figure 6(a), when x belongs to region α which is defined as the northeast half disk of center the right angle in the reconstruction and of radius r , the functions

$$\varphi_1^x : y \in B_r(0) \mapsto u_0(T(x+y)) \quad \text{and} \quad \varphi_2^x : y \in B_r(0) \mapsto u_0(T(x) + \nabla T(x)y)$$

map $B_r := B_r(0)$ onto configurations as in Figures 6(b) and 6(c), respectively. When x lies in region β which is defined as the set of points that do not belong to region α , are at a distance less than r from the horizontal continuation and are situated northwest of the right angle, then the graph of φ_1^x is equivalent to Figure 6(d) and the graph of φ_2^x is equivalent to 6(e). Finally, for region γ we can change the transformation T such that it is a southeast translation of some large vector whenever x is situated at a distance larger than r from the continuation lines (and southeast of them). This does not change the values taken by the energies but yields $\varphi_1^x(y) = \varphi_2^x(y) = 0$ for every $y \in B_r(0)$. Of course the same thing happens for the southwest half plane under the diagonal line of Figure 6(a). Outside the described regions and their symmetric counterparts, both functions are identical.

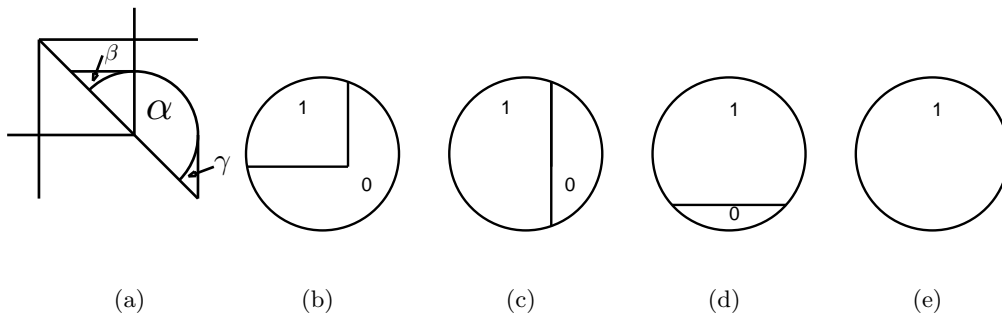


Figure 6: Rectangular continuation: representation of $y \in B_r \mapsto \varphi_1^x(y)$ and $y \in B_r \mapsto \varphi_2^x(y)$ depending on the position of x in Figure 6(a). When x lives in region α , the graphs of φ_1^x and φ_2^x look like 6(b) and 6(c), respectively. When x belongs to region β then φ_1^x and φ_2^x are similar to 6(d) and 6(e).

The numerical evaluation of \mathcal{E}_1 and \mathcal{E}_2 is done as follows: we consider on \mathbb{R}^2 a very fine grid $\Gamma_M = \{(r \frac{k}{M}, r \frac{\ell}{M}), (k, \ell) \in \mathbb{Z}^2\}$. For each point $x \in \Gamma \cap (A + B_r)$ for which φ_1^x and φ_2^x may differ, we compute – it is an exact area computation –

$$\int_{y \in B_r(0)} |\varphi_1^x(y) - \varphi_2^x(y)|^2 dy$$

using the configurations of φ_1^x and φ_2^x given in Figure 6. These terms are added for the finitely many $x \in \Gamma \cap (A + B_r)$ and \mathcal{E}_1 ensues. A similar computation is done for \mathcal{E}_2 to which the first-order term must be added. This is done using the sum for each $x \in \Gamma \cap (A + B_r)$ of the positive part of the difference between the lengths of the discontinuity sets of φ_1^x and φ_2^x . Again this latter calculation is exact.

The two other inpaintings in a nutshell: similar considerations as in the previous paragraph can be done for both shortest path and polygonal inpaintings, therefore we only provide the reader with the different configurations given by φ_1^x and φ_2^x (see Figures 7 and 8).

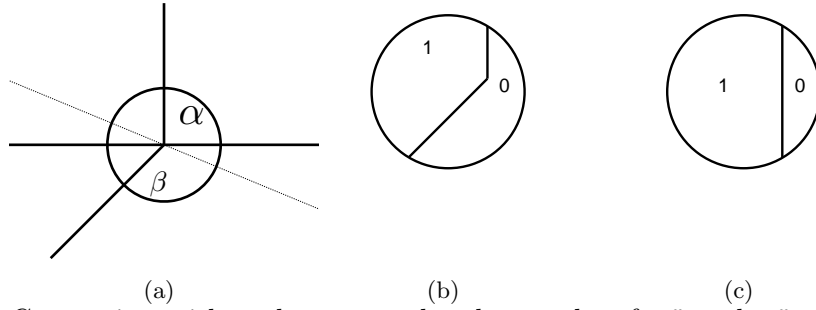


Figure 7: Connecting with a shortest path: the graphs of φ_1^x and φ_2^x on B_r depend on the position of x in Figure 7(a). They are equivalent to 7(b) and 7(c), respectively, when $x \in \alpha \cup \beta$.

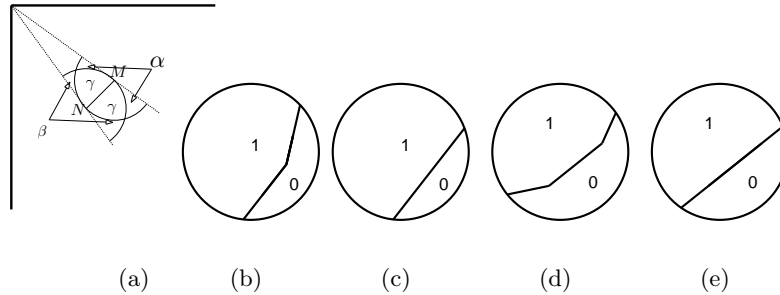


Figure 8: Polygonal continuation: on each triangle in figure 8(a), T is defined as a rotation that takes the smallest edge to one of the outside lines. φ_1^x and φ_2^x have graphs like in Figures 8(b) and 8(c), respectively, when x is either in region α or in region β of 8(a). They are like Figures 8(d) and 8(e) when $x \in \gamma$.

7.3 Results

The results are given for a patch size $r = 1$, $R = 10$ (see Figure 4) and a grid step $r/100$. Possibly using for \mathcal{E}_1 the same homogeneity factor as for the first term of \mathcal{E}_2 (see next section), it is clear that the comparison results will not be qualitatively modified for other values of r . The only inpainting whose energy may depend on the ratio between R and r is the polygonal one, but our numerical computations show that as far as the ratio R/r is bigger than 10 the value of the functionals are not noticeably modified by a change of the value of r .

We obtain the following numerical approximations for the respective energies \mathcal{E}_1 and \mathcal{E}_2 of each inpainting configuration, with the assumption for the computation of \mathcal{E}_2 that u coincides with the reconstructed function.

	Model I	Model II
Shortest path continuation	0.65	1.22
Rectangular continuation	0.76	1.53
Polygonal continuation	0.62	1.14

The rectangular continuation is very similar to what classical exemplar-based inpainting algorithms, for example [79], will compute, at least for a sufficiently small size of patch. There probably will be a slight difference at the angle point which should be “cut” by the algorithms. When the size of the patches becomes bigger then the algorithms compute an intermediate solution between the rectangular continuation and the shortest path continuation.

The results above indicate that the polygonal continuation has lower \mathcal{E}_1 and \mathcal{E}_2 energies than the other configurations. Of course, this does absolutely not prove that the polygonal continuation is a minimizer but at least that it is a better inpainting than the two others! We propose additional experiments in the next section in order to understand this fact.

7.4 Why does the polygonal continuation get smaller energy?

This section is devoted to a tentative explanation of why the polygonal continuation has a lower energy than the two others candidates under study. We actually claim that, among binary inpainting candidates whose discontinuity set is a polygonal line with vertices at least at a distance of r apart, those for which the angles at the vertices are more obtuse have lower \mathcal{E}_1 and \mathcal{E}_2 energies. Recall first from the previous sections that, in the particular 2D inpainting situation that we are examining, the energy associated to an inpainting candidate is concentrated in a B_r neighborhood of each vertex of the polygonal discontinuity set. We shall therefore provide, to justify our claim, experimental evidences that replacing an angle by two obtuse angles like in Figure 9 decreases both \mathcal{E}_1 and \mathcal{E}_2 .

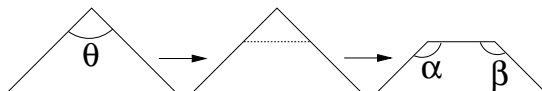


Figure 9: As will be shown, “cutting” an angle decreases both \mathcal{E}_1 and \mathcal{E}_2 .

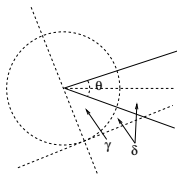


Figure 10: To compute the energy carried by this angle, it is enough to observe that, for any point x in the region δ , $u_0(B_r(x))$ looks like in Figures 6(b) or 6(c) (suitably modifying the angle); for any point $y \in \gamma$, $u_0(B_r(x))$ looks like in Figures 6(d) or 6(e).

Let us compute the contribution to \mathcal{E}_1 and \mathcal{E}_2 of the configuration depicted in Figure 10 when $r = 1$. The computation is very similar to what has been done in section 7.2: for any point x in the

region δ , $u_0(B_r(x))$ looks like in Figures 6(b) or 6(c) (suitably modifying the angle); for any point $y \in \gamma$ $u_0(B_r(x))$ looks like in Figures 6(d) or 6(e). The values taken by \mathcal{E}_1 and \mathcal{E}_2 for different θ are shown in Figure 11.

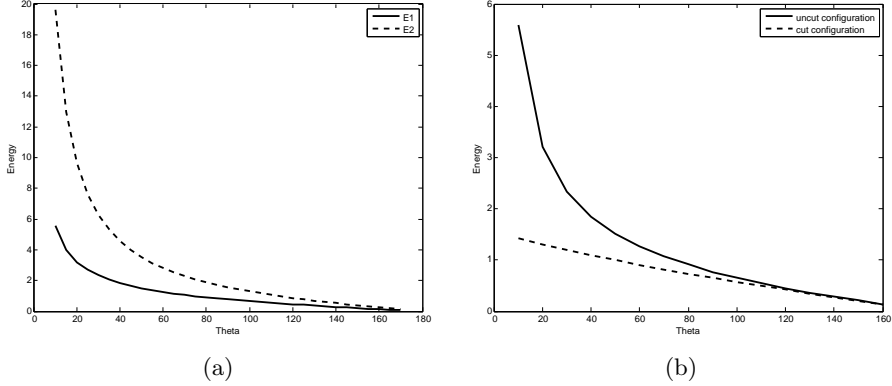


Figure 11: Left: The energies \mathcal{E}_1 and \mathcal{E}_2 with respect to angle θ (in degrees). Both energies tend to infinity when θ goes to zero, which is consistent with the computations linking them to the curvature of the discontinuity line (see the next section). Right: The contribution to energy of the left configuration (plain curve) and right configuration (dashed curve) of Figure 9 for different values of θ , assuming that $\alpha = \beta = \frac{\theta}{2} + \frac{\pi}{2}$.

The contribution of the angle to \mathcal{E}_1 for different values of θ is shown again in Figure 11 as a plain curve. We compare with the dashed curve representing the contribution to \mathcal{E}_1 of the right configuration in Figure 9 for α, β defined by $\alpha = \beta = \frac{\theta}{2} + \frac{\pi}{2}$. We can deduce from this experiment that it is more economical to use several small angular jumps than a single large one. Of course, the same results hold for the first term of \mathcal{E}_2 when u is chosen as the appropriate transform of u_0 . Interestingly, similar computations yield similar results for the second term of \mathcal{E}_2 therefore we can also conclude that configurations with smaller angular jumps will have smaller \mathcal{E}_2 energy. In other words, observing that the results will not qualitatively change when r becomes smaller, both \mathcal{E}_1 and \mathcal{E}_2 will promote smooth curves.

As a consequence, the “flattening” or “iterated angle cut” process of Figure 12 decreases both \mathcal{E}_1 and \mathcal{E}_2 . Observe that, in Figure 12, (a) is the “good continuation” candidate, (b) the shortest path candidate and (f) the polygonal continuation candidate so that the obtained ordering is coherent with the numerical results of the previous section. This might also indicate that the smaller is r , the smoother are the discontinuity sets of the best binary inpainting candidates.

To conclude this section, our experimental results on a very simple 2D situation indicate that the minimization of either Model I or II might promote non local and smooth geometric interpolations in contrast with classical exemplar-based algorithms. We already mentioned that the algorithms could correspond to locally minimizing flows for Model I. Our numerical observations clearly show the need for globally minimizing algorithms associated to Models I, II, III and IV.

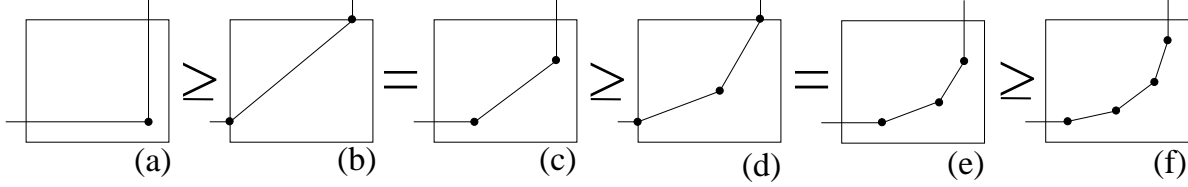


Figure 12: The “flattening” process decreases both \mathcal{E}_1 and \mathcal{E}_2 . Remark that (a), (b) and (f) coincide with the configurations studied in the previous sections therefore the numerical results obtained in Section 7.3 are confirmed.

8 From axiomatics to further extensions of \mathcal{E}_2 and \mathcal{E}_3

The functional \mathcal{E}_2 involves the L^2 norm of the local differences between u and u_0 , the difference between the local variations of u and u_0 and the homogeneity parameters $\frac{1}{r^N}$ and $\frac{1}{r^{N-1}}$ in order to compensate the homogeneity difference between the first and the second terms, and also with the purpose in mind to study the asymptotic behavior of the functional as $r \rightarrow 0$. Is there a more suitable way to define the functional? Besides, regarding the numerical results of the previous section, and in particular regarding the fact that \mathcal{E}_2 takes very close values for the shortest path continuation and for the polygonal continuation, is there a way to modify its definition in order to promote much more the smoother configuration, i.e. the polygonal continuation? This is the purpose of this section, at the end of which we will address the case of \mathcal{E}_3 .

We will focus on a particular generalization of \mathcal{E}_2 , namely

$$\begin{aligned} \mathcal{E}_2^{a,b,c}(u, T) = & \frac{1}{r^N} \int_{A+B_r} \int_{B_r} |u(x+y) - u_0(T(x) + \nabla T(x)y)|^a dy dx \\ & + \frac{1}{r^{N-1+b}} \int_{A+B_r} \left[\left(|Du|(B_r(x)) - |Du_0|(B_r(T(x))) \right)^+ \right]^c dx \end{aligned}$$

We are interested in the values of $a \geq 1$, $b \in \mathbb{R}$ and $c > 0$ for which either one or both following properties are fulfilled:

- (H1) the minimizers of $\mathcal{E}_2^{a,b,c}$ are stable with respect to any multiplicative contrast change, i.e., if (u, T) is a minimizer of $\mathcal{E}_2^{a,b,c}$ with respect to u_0 then $(\lambda u, T)$ is a minimizer of $\mathcal{E}_2^{a,b,c}$ with respect to λu_0 , for any $\lambda > 0$.
- (H2) the minimizers of $\mathcal{E}_2^{a,b,c}$ are stable with respect to joint rescalings of the image domain, the inpainting domain and the reference patch B_r .

We will also discuss the connexion between the values of a, b, c and the smoothness of a geometric reconstruction. Let us first observe that if u_0 is replaced with $\tilde{u}_0 = \lambda u_0$ with $\lambda > 0$ then

$$\begin{aligned}
\mathcal{E}_2^{a,b,c}(\lambda u, T) &= \frac{1}{r^N} \int_{A+B_r} \int_{B_r} |\lambda u(x+y) - \lambda u_0(T(x) + \nabla T(x) y)|^a dy dx \\
&\quad + \frac{1}{r^{N-1+b}} \int_{A+B_r} \left[\left(|D(\lambda u)|(B_r(x)) - |D(\lambda u_0)|(B_r(T(x))) \right)^+ \right]^c dx \\
&= \frac{1}{r^N} \lambda^a \int_{A+B_r} \int_{B_r} |u(x+y) - u_0(T(x) + \nabla T(x) y)|^a dy dx \\
&\quad + \frac{\lambda^c}{r^{N-1+b}} \int_{A+B_r} \left[\left(|Du|(B_r(x)) - |Du_0|(B_r(T(x))) \right)^+ \right]^c dx.
\end{aligned}$$

Therefore, $c = a$ is a sufficient condition for (H1) to be satisfied.

Let us now examine how the energy changes when the images, the domain, the patches and the roto-translations are rescaled by a factor k :

$$\begin{aligned}
\mathcal{E}_2^{a,b,c} \left(u \left(\frac{\cdot}{k} \right), T \left(\frac{\cdot}{k} \right), kA, kr, u_0 \left(\frac{\cdot}{k} \right) \right) &= \\
&\quad \frac{1}{(kr)^N} \int_{k(A+B_r)} \int_{B_{kr}} \left| u \left(\frac{1}{k} (x+y) \right) - u_0 \left(\frac{1}{k} \left(T \left(\frac{x}{k} \right) + \nabla T \left(\frac{x}{k} \right) y \right) \right) \right|^a dy dx \\
&\quad + \frac{1}{(kr)^{N-1+b}} \int_{k(A+B_r)} \left[\left(|D(\tilde{u})|(B_{kr}(x)) - |D(\tilde{u}_0)|(B_{kr}(T(\frac{x}{k}))) \right)^+ \right]^c dx \\
&= \frac{1}{r^N} \int_{k(A+B_r)} \int_{B_r} \left| u \left(\frac{x}{k} + y \right) - u_0 \left(\frac{1}{k} T \left(\frac{x}{k} \right) + \nabla T \left(\frac{x}{k} \right) y \right) \right|^a dy dx \\
&\quad + \frac{k^N}{(kr)^{N-1+b}} \int_{A+B_r} \left[k^{N-1} \left(|Du|(B_r(x)) - |Du_0|(B_r(T(x))) \right)^+ \right]^c dx \\
&= \frac{k^N}{r^N} \int_{(A+B_r)} \int_{B_r} |u(x+y) - u_0(T(x) + \nabla T(x) y)|^a dy dx \\
&\quad + \frac{k^{(N-1)c+1-b}}{r^{N-1+b}} \int_{A+B_r} \left[\left(|Du|(B_r(x)) - |Du_0|(B_r(T(x))) \right)^+ \right]^c dx
\end{aligned}$$

Thus, to be sure that $(u(\frac{\cdot}{k}), T(\frac{\cdot}{k}))$ is a minimizer of $\mathcal{E}_2^{a,b,c}$ with respect to $kA, kr, u_0(\frac{\cdot}{k})$, one should have $(N-1)c+1-b = N$, thus $b = (N-1)(c-1)$. Let us examine the different consequences:

1. If, like for the original \mathcal{E}_2 , $a = 2$, $b = 0$ and $c = 1$, then (H2) is satisfied but not (H1).
2. If $a = c = 1$ and $b = 0$ then both (H1) and (H2) are satisfied, and the corresponding energy is a sort of L^1 -local TV version of exemplar-based inpainting.
3. If $a = c = 2$ and $b = N - 1$ then both (H1) and (H2) are satisfied.

Remark that the existence of a minimizer can be proven for each triplet of parameters as an easy adaptation of the proof of Theorem 6.1.

Experimental indications on the behavior of the different energies are obtained comparing the energies of the three proposed configurations for the 2D toy example of the previous section. Observe first that, u and u_0 being characteristic functions in these configurations, the value of a has no impact on the energy. Besides, taking into account that $N = 2$ now:

- For the shortest path continuation, the contributions to the energy $\mathcal{E}_2^{a,b,c}$ are concentrated on the balls of radius r centered at both ends of the connecting line. The term

$$I_a^1 = \frac{1}{r^2} \int_{A+B_r} \int_{B_r} |u(x+y) - u_0(T(x) + \nabla T(x)y)|^a dy dx$$

is therefore a $O(r^2)$ whereas

$$I_{b,c}^2 = \frac{1}{r^{1+b}} \int_{A+B_r} \left[\left(|Du|(B_r(x)) - |Du_0|(B_r(T(x))) \right)^+ \right]^c dx = O\left(\frac{r^{2+c}}{r^{1+b}}\right).$$

- For the rectangular continuation, the contribution to the energy is localized in the ball of radius r centered at the intersection point between both continuing segments. Again $I_a^1 = O(r^2)$ and $I_{b,c}^2 = O\left(\frac{r^{2+c}}{r^{1+b}}\right)$.
- The polygonal continuation tends as r goes to zero to a continuation with an arc of circle of radius R . Let us compute the energy of this limit continuation for a small patch size r . The contribution to the energy is localized in a band of width $2r$ covering the arc of circle. If x lies in this band, one can find an approximation of $\int_{B_r} |u(x+y) - u_0(T(x) + \nabla T(x)y)|^a dy$ and $\left(|Du|(B_r(x)) - |Du_0|(B_r(T(x))) \right)^+$. It is indeed sufficient to observe that, up to a translation and rotation of the coordinates frame, these terms are obtained by comparing in $B_r(0)$ the x -axis with the graph $y = R - \sqrt{R^2 - x^2}$ of the circle. For r small, the arc of circle can be approximated by the parabola $y = \frac{x^2}{2R}$. Then $\int_{B_r} |u(x+y) - u_0(T(x) + \nabla T(x)y)|^a dy$ coincides with the area between the parabola and the x -axis whereas $\left(|Du|(B_r(x)) - |Du_0|(B_r(T(x))) \right)^+$ is approximately the length difference between the parabola on $x \in [-r, r]$ and the segment $[-r, r] \times \{0\}$. It is easy to calculate that $\int_{B_r} |u(x+y) - u_0(T(x) + \nabla T(x)y)|^a dy = O\left(\frac{r^3}{R}\right)$ while $\left(|Du|(B_r(x)) - |Du_0|(B_r(T(x))) \right)^+ = O\left(\frac{r^3}{R^2}\right)$. Summing on a band of length $O(R)$ and width $2r$ yields $I_a^1 = O(r^2)$ and $I_{b,c}^2 = O\left(\frac{r^{3c-b}}{R^{2c-1}}\right)$.

For the particular choices of the parameters that we already examined, one gets in Figure 13 the asymptotic behaviours of both energy terms for the three continuations under study.

Observe that, for the particular case of the polygonal approximation, the energies that we obtained either depend on $\kappa = \frac{1}{R}$ or on $\kappa^3 = \frac{1}{R^3}$ where R is the radius of the arc of circle that the polygon approximates. The same computation can be done in higher dimensions, in which case the energies depend either on $|H|$ or on $|H|^3$ where H is the mean curvature of an interpolating sphere.

In view of the chart of Figure 13, the energy obtained with $a = c = 2$ and $b = 1$ is the only one that makes a significant difference – asymptotically speaking – between the polygonal continuation on the one hand, and the two other continuations on the other hand.

Turning back to the general case of dimension N , all these arguments lead us to the functional:

	$a = 2, b = 0, c = 1$	$a = c = 1, b = 0$	$a = c = 2, b = 1$
Shortest path	Term 1 = $O(r^2)$, Term 2 = $O(r^2)$		
Rectangle	Term 1 = $O(r^2)$, Term 2 = $O(r^2)$		
Polygon	Term 1 = $O(r^2)$, Term 2 = $O\left(\frac{r^3}{R}\right)$		Term 1 = $O(r^2)$, Term 2 = $O\left(\frac{r^5}{R^3}\right)$

Figure 13: Asymptotics of Term 1 = $\frac{1}{r^2} \int_{A+B_r} \int_{B_r} |u(x+y) - u_0(T(x) + \nabla T(x)y)|^a dy dx$ and Term 2 = $\frac{1}{r^{1+b}} \int_{A+B_r} \left[\left(|Du|(B_r(x)) - |Du_0|(B_r(T(x))) \right)^+ \right]^c dx$ for each continuation proposed as an interpolation of the toy example (see Figures 4 and 5). Remark that the first term is *always* a $O(r^2)$.

(**Model II bis**)

$$\mathcal{E}_2^{\text{bis}}(u, T) = \frac{1}{r^N} \int_{A+B_r} \int_{B_r} |u(x+y) - u_0(T(x) + \nabla T(x)y)|^2 dy dx$$

$$+ \frac{1}{r^{2N-2}} \int_{A+B_r} \left[\left(|Du|(B_r(x)) - |Du_0|(B_r(T(x))) \right)^+ \right]^2 dx$$

and to the following result:

Theorem 8.1 *The functional $\mathcal{E}_2^{\text{bis}}$ admits a minimizer (u, T) in V_2*

PROOF It is a trivial adaptation of the proof of Theorem 6.1. □

Numerical computations similar to the previous sections yield the following charts for the values taken by $\mathcal{E}_2^{\text{bis}}$ on the three configurations under study for the two-dimensional toy example. These charts confirm that Model II bis has a better behaviour with respect to the polygonal continuation. In the first chart, we simply compute the energy of each configuration ($r = 1, R = 10$) and compare with Models I and II.

	Model I	Model II	Model II bis
Shortest path continuation	0.65	1.22	0.83
Rectangular continuation	0.76	1.53	1.31
Polygonal continuation	0.62	1.14	0.65

In the second chart, we focus on Model II bis and compute $\mathcal{E}_2^{\text{bis}}/r^2$ for different values of r . Coherently with the results of Figure 13, $\mathcal{E}_2^{\text{bis}}/r^2$ is constant for the shortest path continuation and the rectangular continuation and slowly decreases for the polygonal continuation.

r	Values of $\mathcal{E}_2^{\text{bis}}/r^2$			r	Values of $\mathcal{E}_2^{\text{bis}}/r^2$		
	Shortest path	Rectangle	Polygon		Shortest path	Rectangle	Polygon
1.0000	0.8367	1.3068	0.6454	0.0156	0.8367	1.3068	0.6207
0.5000	"	"	0.6325	0.0078	"	"	0.6206
0.2500	"	"	0.6263	0.0039	"	"	0.6205
0.1250	"	"	0.6233	0.0020	"	"	0.6204
0.0625	"	"	0.6218	0.0010	"	"	0.6204
0.0312	"	"	0.6211				

Remark 8.2 We can easily adapt the previous considerations to model III so that the following modification of \mathcal{E}_3 can be proposed:

(Model III bis)

$$\mathcal{E}_3^{\text{bis}}(u, u^g, T) = \frac{1}{r^N} \int_{A+B_r} \int_{B_r} |u(x+y) - u_0(T(x) + \nabla T(x) y)|^2 dy dx$$

$$+ \frac{1}{r^{2N-2}} \int_{A+B_r} \left[(|Du^g|(B_r(x)) - |Du_0^g|(B_r(T(x))))^+ \right]^2 dx$$

and the existence of a minimizer in V_3 (for a large enough value of \tilde{C}) can be proven. However, the properties of the TV-L¹ decomposition imply that $\mathcal{E}_3^{\text{bis}}$ satisfies (H1) but not (H2).

We end this section with a remark on possible extensions of \mathcal{E}_1 . It is inspired by a result of [24] stating that, given a bounded set $E \subset \mathbb{R}^2$ with C^3 boundary, one has the equivalence for r small

$$\int_{\mathbb{R}^2} \inf_{\substack{P \subset \mathbb{R}^2 \\ \text{half plane}}} |(E \Delta P) \cap B_r(x)|^p dx = C_p r^{3p+1} \int_{\partial E} |\kappa_{\partial E}|^p d\mathcal{H}^1 + o(r^{3p+1})$$

which measures how much E locally differs from patches of the form $P \cap B_r(x)$ where P is a half-plane. Therefore, it gives a link – very logical by the way – between the smoothness of ∂E and its capacity to be recovered using straight patches. In our context, it is easy to change the formulation of \mathcal{E}_1 so that the energy of the circle continuation depends on a power of the curvature.

Remark 8.3 Consider the modified energy

$$\mathcal{E}_1^{\text{bis}}(T) = \int_{x \in A+B_r} \left| \int_{y \in B_r} |u_0(T(x+y)) - u_0(T(x) + \nabla T(x) y)| dy \right|^p dx$$

If T_{poly} is a generic piecewise rotation realizing the *polygonal continuation* of the previous section, one easily gets from the calculations above that

$$\mathcal{E}_1^{\text{bis}}(T_{\text{poly}}) = O\left(\frac{r^{3p+1}}{R^{p-1}}\right)$$

which is coherent with the result of [24]. Besides, remark that the existence of minimizers for $\mathcal{E}_1^{\text{bis}}$ can be proven as soon as $p > 0$ by a simple application of the Dominated Convergence Theorem in the last lines of the proof of Theorem 5.1.

9 Conclusion

The contribution of this paper is a first step toward the understanding of global variational formulations for exemplar-based methods in the continuous domain. We proved that there is a variety of models for which a minimizer exists and that compare favorably with generic exemplar-based algorithms for the reconstruction of geometric features. Future developments could be:

1. To understand more accurately the ability of Models I, II, II bis, III, III bis, and IV to reconstruct non local geometric features without diminishing the capacity to restore correctly the texture;
2. To derive globally minimizing discrete methods that could exploit this ability and hopefully outperform the state of the art inpainting methods;
3. To understand more deeply the asymptotic behaviour of Models II, II bis, III, III bis, and IV as the patch size r tends to 0. It is a well-known fact that, in practice, exemplar-based methods are interesting only for not too small values of r . However, we think that it is a valuable challenge trying to understand through a study of asymptotics whether our models are non local extensions of local evolution models. This could help understanding better their efficiency and their limitations, in particular regarding the recovery of geometry.

Acknowledgements

We warmly thank Luigi Ambrosio and Gian Paolo Leonardi for their help.

This work has been done with the support of the French "Agence Nationale de la Recherche" (ANR), under grant FREEDOM (ANR07-JCJC-0048-01), "Films, REstauration Et DONnées Manquantes".

References

- [1] S. Aliney. A property of the minimum vectors of a regularizing functional defined by means of the absolute norm. *IEEE Trans. Signal Proc.*, 45(4):913–917, 1997.
- [2] L. Ambrosio, N. Fusco, and D. Pallara. *Functions of Bounded Variation and Free Discontinuity Problems*. Oxford University Press, 2000.
- [3] L. Ambrosio, N. Gigli, and G. Savaré. *Gradient flows in metric spaces and in the space of probability measures*. Lectures in Mathematics. ETH Zürich, Birkhäuser, 2005.
- [4] L. Ambrosio and S. Masnou. A direct variational approach to a problem arising in image reconstruction. *Interfaces and Free Boundaries*, 5:63–81, 2003.
- [5] P. Arias, V. Caselles, and G. Sapiro. A variational framework for non-local image inpainting. In *Energy Minimization Methods in Computer Vision and Pattern Recognition*, Lecture Notes in Computer Science, pages 345–358. Springer, 2009.
- [6] M. Ashikhmin. Synthesizing natural textures. In *Proc. ACM'01 Symposium on Interactive 3D Graphics*, pages 217–226, 2001.

- [7] G. Aubert and J-F. Aujol. Modeling very oscillating signals. application to image processing. *Applied Mathematics and Optimization*, 51(2):163–182, 2005.
- [8] G. Aubert and P. Kornprobst. *Mathematical Problems in Image Processing: Partial Differential Equations and the Calculus of Variations*, volume 147 of *Applied Mathematical Sciences*. Springer Verlag, 2001.
- [9] J-F. Aujol, G. Aubert, L. Blanc-Féraud, and A. Chambolle. Image decomposition into a bounded variation component and an oscillating component. *Journal of Mathematical Imaging and Vision*, 22(1):71–88, 2005.
- [10] J-F. Aujol and A. Chambolle. Dual norms and image decomposition models. *International Journal on Computer Vision*, 63(1):85–104, 2005.
- [11] J-F. Aujol, G. Gilboa, T. Chan, and S. Osher. Structure-texture image decomposition - modeling, algorithms, and parameter selection. *International Journal of Computer Vision*, 67(1):111–136, 2006.
- [12] D. Auroux and M. Masmoudi. A one-shot inpainting algorithm based on the topological asymptotic analysis. *Comp. Appl. Math.*, 25(2-3):1–17, 2006.
- [13] C. Ballester, M. Bertalmio, V. Caselles, G. Sapiro, and J. Verdera. Filling-in by joint interpolation of vector fields and gray levels. *IEEE Trans. On Image Processing*, 10(8):1200–1211, 2001.
- [14] M. Bertalmio, A.L. Bertozzi, and G. Sapiro. Navier-stokes, fluid dynamics and image and video inpainting. In *CVPR*, 2003.
- [15] M. Bertalmio, G. Sapiro, V. Caselles, and C. Ballester. Image inpainting. In *Proc. ACM Conf. Comp. Graphics (SIGGRAPH), New Orleans, USA*, pages 417–424, 2000.
- [16] M. Bertalmio, L. Vese, G. Sapiro, and S. Osher. Simultaneous structure and texture image inpainting. *IEEE Transactions on Image Processing*, 12(8):882–889, 2003.
- [17] A.L. Bertozzi, S. Esedoglu, and A. Gillette. Inpainting of binary images using the cahn-hilliard equation. *IEEE Trans. Image Proc.*, 16(1):285–291, 2007.
- [18] J. Besag. Spatial interaction and the statistical analysis of lattice systems. *J. Roy. Statist. Soc., Ser. B.*, 36:192–236, 1974.
- [19] J.S. De Bonet. Multiresolution sampling procedure for analysis and synthesis of texture images. In *ACM Trans. On Graphics (SIGGRAPH'97)*, pages 361–368, 1997.
- [20] R. Bornard, E. Lecan, L. Laborelli, and J.-H. Chenot. Missing data correction in still images and image sequences. In *Proc. 10th ACM Int. Conf. on Multimedia*, pages 355–361, 2002.
- [21] F. Bornemann and T. März. Fast image inpainting based on coherence transport. *J. Math. Imaging and Vision*, 28(3):259–278, 2007.
- [22] A. Buades, B. Coll, and J.M Morel. A review of image denoising algorithms, with a new one. *SIAM Multisc. Modeling and Simulation*, 4(2):490–530, 2005.

- [23] J. Cai, R. Chan, and Z. Shen. A framelet-based image inpainting algorithm. *App. Comp. Harm. An.*, 24, 2008.
- [24] F. Cao, Y. Gousseau, S. Masnou, and P. Pérez. Geometrically guided exemplar-based inpainting. Submitted, 2009.
- [25] A.S. Carasso. Singular integrals, image smoothness, and the recovery of texture in image deblurring. *SIAM Journal on Applied Math.*, 64(5):1749–1774, 2004.
- [26] A. Chambolle, A. Giacomini, and M. Ponsiglione. Piecewise rigidity. *J. Funct. Anal*, 244:134–153, 2007.
- [27] T. Chan and J. Shen. *Image processing and analysis - Variational, PDE, wavelet, and stochastic methods*. SIAM Publisher, 2005.
- [28] T.F. Chan and S. Esedoglu. Aspects of total variation regularized l^1 function approximation. *SIAM Journal of Applied Math.*, 65(5):1817–1837, 2005.
- [29] T.F. Chan, S.H. Kang, and J. Shen. Euler’s elastica and curvature based inpainting. *SIAM Journal of Applied Math*, 63(2):564–592, 2002.
- [30] T.F. Chan and J. Shen. Mathematical models for local deterministic inpaintings. *SIAM Journal of Applied Math*, 62(3):1019–1043, 2001.
- [31] T.F. Chan and J. Shen. Non-texture inpainting by curvature-driven diffusion (CDD). *Journal of Visual Comm. and Image Rep.*, 12(4):436–449, 2001.
- [32] T.F. Chan, J. Shen, and H.-M. Zhou. Total variation wavelet inpainting. *J. Math. Imaging Vision*, 25(1):107–125, 2006.
- [33] A. Criminisi, P. Pérez, and K. Toyama. Object removal by exemplar-based inpainting. In *IEEE Int. Conf. Comp. Vision and Pattern Recog.*, volume 2, pages 721–728, 2003.
- [34] G.R. Cross and A.K. Jain. Markov random fields texture models. *PAMI*, 5(1):25–39, 1983.
- [35] J. Darbon and M. Sigelle. Image restoration with discrete constrained total variation part I: Fast and exact optimization. *Journal of Mathematical Imaging and Vision*, 26(3):277–291, 2006.
- [36] I. Daubechies and G. Teschke. Variational image restoration by means of wavelets: simultaneous decomposition, deblurring and denoising. *App. Comp. Harm. An.*, 19:1–16, 2005.
- [37] L. Demanet, B. Song, and T. Chan. Image inpainting by correspondence maps: A deterministic approach. *UCLA CAM Report 03-40*, 2003.
- [38] I. Drori, D. Cohen-Or, and H. Yeshurun. Fragment-based image completion. In *ACM Trans. On Graphics (SIGGRAPH’03)*, volume 22(3), pages 303–312, 2003.
- [39] V. Duval, J-F. Aujol, and Y. Gousseau. The TV- L^1 model: a geometric point of view. *SIAM Journal on Multiscale Modeling and Simulation*, to appear, 2009.

- [40] A. Efros and T.K. Leung. Texture synthesis by non-parametric sampling. In *ICCV*, pages 1033–1038, 1999.
- [41] A.A. Efros and W.T. Freeman. Image quilting for texture synthesis and transfer. In *ACM Trans. On Graphics (SIGGRAPH'01)*, 2001.
- [42] M. Elad, J.-L. Starck, D. Donoho, and P. Querre. Simultaneous cartoon and texture image inpainting using Morphological Component Analysis. *Applied and Comp. Harmonic Analysis*, 2005.
- [43] S. Esedoglu, S. Ruuth, and R. Tsai. Threshold dynamics for shape reconstruction and disocclusion. In *ICIP*, 2005.
- [44] S. Esedoglu and J. Shen. Digital image inpainting by the Mumford-Shah-Euler image model. *European J. Appl. Math.*, 13:353–370, 2002.
- [45] W.T. Freeman, E.C. Pasztor, and O.T. Carmichael. Learning low-level vision. *Int J. Comp. Vision*, 40(1):25–47, 2000.
- [46] I. Galić, J. Weickert, M. Welk, A. Bruhn, A. Belyaev, and H.-P. Seidel. Image compression with anisotropic diffusion. *J. Math. Imaging and Vision*, 31:255–269, 2008.
- [47] G. Gilboa and S. Osher. Nonlocal operators with applications to image processing. *UCLA CAM Report 07-23*, 2007.
- [48] Y. Gousseau and J-M. Morel. Are natural images of bounded variation? *SIAM Journal of Math. Anal.*, 33(3):634–648, 2001.
- [49] H. Grossauer and O. Scherzer. Using the complex Ginzburg-Landau equation for digital inpainting in 2D and 3D. In *Scale Space Methods in Computer Vision*, 2003. LNCS 2695, Springer.
- [50] O.G. Guleryuz. Nonlinear approximation based image recovery using adaptive sparse reconstructions and iterated denoising: Part I - Theory. *IEEE TIP*, 2006.
- [51] O.G. Guleryuz. Nonlinear approximation based image recovery using adaptive sparse reconstructions and iterated denoising: Part II - Adaptive algorithms. *IEEE TIP*, 2006.
- [52] B. Guo, H. Shum, and Y.Q. Xu. Chaos mosaic: fast and memory efficient texture synthesis. *Microsoft Research Technical Report, MSR-TR-2000-32*, 2000.
- [53] P. Harrison. A non-hierarchical procedure for re-synthesis of complex texture. In *Proc. Int. Conf. Central Europe Comp. Graphics, Visual. and Comp. Vision, Plzen, Czech Rep.*, 2001.
- [54] D. J. Heeger and J. R. Bergen. Pyramid based texture analysis/synthesis. In *Computer Graphics Proceedings*, pages 229–238, 1995.
- [55] A.N. Hirani and T. Totsuka. Combining frequency and spatial domain information for fast interactive image noise removal. In *ACM Trans. On Graphics (SIGGRAPH'96)*, 1996.
- [56] H. Igehy and L. Pereira. Image replacement through texture synthesis. In *ICIP*, 1997.

- [57] J. Jia and C.-K. Tang. Image repairing: Robust image synthesis by adaptive ND tensor voting. In *CVPR*, pages 643–650, 2003.
- [58] B. Julesz. Visual pattern discrimination. *IRE Trans. Information Theory*, 8:84–92, 1962.
- [59] B. Julesz. Textons, the elements of texture perception and their interactions. *Nature*, 290:91–97, 1981.
- [60] B. Julesz, E.N. Gilbert, L.A. Shepp, and H.L. Frish. Inability of humans to discriminate between visual textures that agree in second-order statistics – revisited. *Perception*, 2:391–405, 1973.
- [61] G. Kanizsa. *Organization in Vision: Essays on Gestalt Perception*. Präger, 1979.
- [62] N. Komodakis and G. Tziritas. Image completion using efficient belief propagation via priority scheduling and dynamic pruning. *IEEE Transactions on Image Processing*, 2008. to appear.
- [63] T. Le and L. Vese. Image decomposition using total variation and div(BMO). *SIAM Journal on Multiscale Modeling and Simulation*, 4(2):390–423, 2005.
- [64] G.P. Leonardi. Personal communication.
- [65] G.P. Leonardi and S. Masnou. Locality of the mean curvature of rectifiable varifolds. *Advances in Calculus of Variations*, 2(1):17–42, 2009.
- [66] E. Levina and P. Bickel. Texture synthesis and non-parametric resampling of random fields. *Annals of Statistics*, 34(4):1751–1773, 2006.
- [67] L. Liang, C. Liu, Y.-Q. Xu, B. Guo, and H. Shum. Real-time texture synthesis by patch-based sampling. *ACM Trans. on Graphics*, 20(3):127–150, 2001.
- [68] J. Malik and P. Perona. Preattentive texture discrimination with early vision mechanism. *J. Optical Society America A*, 7:923–932, 1990.
- [69] S. Masnou. Disocclusion : a variational approach using level lines. *IEEE Trans. Image Processing*, 11:68–76, 2002.
- [70] S. Masnou and J.-M. Morel. Level lines based disocclusion. In *ICIP*, volume 3, pages 259–263, 1998.
- [71] G. Dal Maso. *An Introduction to Γ -Convergence*. Birkhäuser, Boston, 1993.
- [72] P. Maurel, J-F. Aujol, and G. Peyré. Locally parallel texture modeling. *CMLA Preprint*, 2009.
- [73] Y. Meyer. *Oscillating patterns in image processing and in some nonlinear evolution equations*. The Fifteenth Dean Jacqueline B. Lewis Memorial Lectures, 2001.
- [74] K.Y. Ni. Variational PDE-based image segmentation and inpainting with applications in computer graphics, 2008. PhD thesis, UCLA.
- [75] M. Nikolova. A variational approach to remove outliers and impulse noise. *JMIV*, 20(1-2):99–120, 2004.

- [76] M. Nitzberg and D. Mumford. The 2.1-D Sketch. In *ICCV*, pages 138–144, 1990.
- [77] M. Oliveira, B. Bowen, R. McKenna, and Y. Chang. Fast digital image inpainting. In *Proc. Int. Conf. on Visualization, Imaging and Image Processing*, 2001.
- [78] S. Osher, A. Sole, and L. Vese. Image decomposition and restoration using total variation minimization and the H^{-1} norm. *SIAM journal on Multiscale Modeling and Simulation*, 1(3):349–370, 2003.
- [79] P. Pérez, M. Gangnet, and A. Blake. PatchWorks: Example-based region tiling for image editing. *Research Report Microsoft Research, MSR-TR-2004-04*, 2004.
- [80] G. Peyré. Manifold models for signals and images. *Computer Vision and Image Understanding*, 113(2):249–260, 2009.
- [81] A. Rares, M.J.T Reinders, and J. Biemond. Edge-based image restoration. *IEEE Trans. Image Proc.*, 14(10):1454–1468, 2005.
- [82] E. P. Simoncelli and J. Portilla. Texture characterisation via joint statistics of wavelet coefficient magnitudes. In *ICIP*, 1998.
- [83] J. Sun, L. Yuan, J. Jia, and H.-Y. Shum. Image completion with structure propagation. In *ACM Trans. Graphics, SIGGRAPH'05*, volume 24(3), pages 861–868, 2005.
- [84] D. Tschumperlé. Fast anisotropic smoothing of multi-valued images using curvature-preserving PDE's. *International Journal of Computer Vision*, 2006.
- [85] D. Tschumperlé and L. Brun. Defining some variational methods on the space of patches: Application to multi-valued image denoising and registration. *Research Report Les Cahiers du GREYC, No.08-01*, 2008.
- [86] L.A. Vese and S. J. Osher. Modeling textures with total variation minimization and oscillating patterns in image processing. *Journal of Scientific Computing*, 19(1-3):553–572, 2003.
- [87] L.Y. Wei and M. Levoy. Fast texture synthesis using tree-structured vector quantization. In *ACM Trans. On Graphics (SIGGRAPH'00)*, pages 479–488, 2000.
- [88] Y. Wexler, E. Shechtman, and M. Irani. Space-time completion of video. *IEEE Trans. PAMI*, 2007.
- [89] W. Yin and D. Goldfarb. Second-order cone programming methods for total variation based image restoration. *SIAM J. Scientific Computing*, 27(2):622–645, 2005.
- [90] W. Yin, D. Goldfarb, and S. Osher. A comparison of three total variation based texture extraction models. *Journal of Visual Communication and Image Representation*, 18(3):240–252, 2007.