

# Flat tori in three-dimensional space and convex integration

Vincent Borrelli<sup>\*</sup>, Saïd Jabrane<sup>\*</sup>, Francis Lazarus<sup>†</sup>, and Boris Thibert<sup>‡</sup>

<sup>\*</sup>Institut Camille Jordan, Université Lyon I, Villeurbanne, France, <sup>†</sup>CNRS, GIPSA-Lab, Université de Grenoble, France, and <sup>‡</sup>Laboratoire Jean Kuntzmann, Université de Grenoble, France

Submitted to Proceedings of the National Academy of Sciences of the United States of America

It is well-known that the curvature tensor is an isometric invariant of  $C^2$  Riemannian manifolds. This invariant is at the origin of the rigidity observed in Riemannian geometry. In the mid 1950s, Nash amazed the world mathematical community by showing that this rigidity breaks down in regularity  $C^1$ . This unexpected flexibility has many paradoxical consequences: one of them is the existence of  $C^1$  isometric embeddings of flat tori into Euclidean three-dimensional space. In the 70-80's, M. Gromov, revisiting Nash's results introduced the Convex Integration Theory offering a general framework to solve this type of geometric problems. In this research announcement, we convert the Convex Integration Theory into an algorithm that produces isometric maps of flat tori. We provide the first implementation of a convex integration process leading to the first images of an embedding of a flat torus. The resulting surface reveals a  $C^1$  fractal structure: while the tangent plane is defined everywhere, the normal vector exhibits a fractal behaviour. Isometric embeddings of flat tori may thus appear as a first geometric occurrence of a structure which is simultaneously  $C^1$  and fractal. Beyond these results, our first implementation demonstrates that Convex Integration, a theory still confined to specialists, can produce computationally tractable solutions of partial differential relations.

isometric embedding | convex integration | partial differential systems

A geometric torus is a surface of revolution generated by revolving a circle in three dimensional space about an axis coplanar with the circle. The standard parametrization of a geometric torus maps horizontal and vertical lines of a unit square to latitudes and meridians of the image surface. This unit square can also be seen as a torus; the top line is abstractly identified with the bottom line and so are the left and right sides. Because of its local Euclidean geometry, it is called a *square flat torus*. The standard parametrization now appears as a map from a square flat torus into the three-dimensional space with image a geometric torus. Although natural, this map distorts the distances: the lengths of latitudes vary while the lengths of the corresponding horizontal lines on the square remain constant.

It was a long-held belief that this defect could not be fixed. In other words, it was presumed that no *isometric embedding* of the square flat torus – a differentiable injective map that preserves distances – could exist into three-dimensional space. In the mid 1950s, Nash [1] and Kuiper [2] amazed the world mathematical community by showing that such an embedding actually exists. However, their proof relies on an intricate construction that makes it difficult to analyse the properties of the isometric embedding. In particular, these atypical embeddings have never been visualized. One strong motivation for such a visualization is the unusual regularity of the embedding: a continuously differentiable map that cannot be enhanced to be twice continuously differentiable. As a consequence, the image surface is smooth enough to have a tangent plane everywhere but not sufficiently to admit extrinsic curvatures. In particular, the *Theorema Egregium*, one of the major tools of differential geometry, breaks down on such a paradoxical surface.

In the 70-80's, Gromov, revisiting the results of Nash and others such as Phillips, Smale or Hirsch, extracted the underlying notion of their works: the *h-principle* [3, 4]. This principle states that many partial differential relation problems reduce to purely topological questions. The *raison d'être* of this counterintuitive phenomenon

was later brought to light by Eliashberg and Mishachev [5]. In order to prove that the *h-principle* holds in many situations, Gromov introduced several powerful methods for solving partial differential relations. One of which, the *Convex Integration Theory* [5, 6, 7], provides a quasi-constructive way to build sequences of embeddings converging towards isometric embeddings. Nevertheless, because of its broad purpose, this theory remains far too generic to allow for a precise description of the resulting map.

In this article, we convert the Convex Integration Theory into an explicit algorithm. We then provide an implementation leading to the first images of an embedded square flat torus in three dimensional space. This visualization has led us in turn to discover a new geometric structure. This structure, described in the Corrugation Theorem below, reveals a remarkable property: the normal vector exhibits a fractal behaviour.




Fig. 1. The first four corrugations

## General strategy

The general strategy [1] starts with a *strictly short* embedding, *i.e.*, an embedding of the square torus that strictly shrinks distances. In order to build an isometric embedding, this initial map is "corrugated" along the meridians in the purpose of increasing their length (see Fig. 1). This corrugation is performed while keeping a strictly

Reserved for Publication Footnotes

short map, achieving a smaller isometric default in the vertical direction. The isometric perturbation in the horizontal direction is also kept under control by choosing the number of oscillations sufficiently large. Corrugations are then applied repeatedly in various directions to produce a sequence of maps, reducing step by step the isometric default. Most importantly, the sequence of oscillation numbers can be chosen so that the limit map achieves a continuously differentiable isometry onto its image.

### One Dimensional Convex Integration

The above general strategy leaves a considerable latitude in generating the corrugations. This great flexibility is one of the surprises of the Nash-Kuiper result since it produces a plethora of solutions to the isometric embedding problem. It is a remarkable fact that the Gromov Convex Integration Theory provides both the deep reason of the presence of corrugations and the analytic recipe to produce them. Nevertheless, this theory does not give preference to any particular corrugation and is not constructive in that respect. Here we refine the traditional analytic approach of corrugations, adding a geometric point of view.

A corrugation is primarily a one-dimensional process. It aims to produce, from an initial regular smooth curve  $f_0 : [0, 1] \rightarrow \mathbb{E}^3$  (as usual  $\mathbb{E}^3$  denotes the three dimensional Euclidean space), a new curve  $f$  whose speed is equal to a given function  $r : [0, 1] \rightarrow \mathbb{R}_+$  with  $r > \|f'_0\|_{\mathbb{E}^3}$ . In the general framework of convex integration [5, 7], one starts with a one-parameter family of loops  $h : [0, 1] \times \mathbb{R}/\mathbb{Z} \rightarrow \mathbb{E}^3$  satisfying the *isometric condition*  $\|h(t, u)\|_{\mathbb{E}^3} = r(t)$ , for all  $(t, u) \in [0, 1] \times \mathbb{R}/\mathbb{Z}$ , and the *barycentric condition*

$$\forall t \in [0, 1], f'_0(t) = \int_0^1 h(t, u) \, du. \quad [1]$$

This last condition expresses the derivative  $f'_0(t)$  as the barycenter of the loop  $h(t, \cdot)$ . One then chooses the number  $N$  of oscillations of the corrugated map  $f$  and set

$$f(t) := f_0(0) + \int_0^t h(u, Nu) \, du. \quad [2]$$

Here,  $Nu$  must be considered modulo  $\mathbb{Z}$ . It appears that not only  $\|f'(t)\|_{\mathbb{E}^3} = \|h(t, Nt)\|_{\mathbb{E}^3} = r(t)$  as desired, but  $f$  can also be made arbitrarily close to the initial curve  $f_0$ , see Fig. 2.

**Lemma 1.** *We have*

$$\|f - f_0\|_{C^0} \leq \frac{1}{N} \left( 2\|h\|_{C^0} + \left\| \frac{\partial h}{\partial t} \right\|_{C^0} \right)$$

where  $\|g\|_{C^0} = \sup_{p \in D} \|g(p)\|_{\mathbb{E}^3}$  denotes the  $C^0$  norm of a function  $g : D \rightarrow \mathbb{E}^3$ .

**PROOF.** Let  $t \in [0, 1]$ . We put  $n := [Nt]$  (the integer part of  $Nt$ ) and set  $I_j = [\frac{j}{N}, \frac{j+1}{N}]$  for  $0 \leq j \leq n-1$  and  $I_n = [\frac{n}{N}, t]$ . We write

$$f(t) - f(0) = \sum_{j=0}^n S_j \quad \text{and} \quad f_0(t) - f_0(0) = \sum_{j=0}^n s_j$$

with  $S_j := \int_{I_j} h(v, Nv) \, dv$  and  $s_j := \int_{I_j} \int_0^1 h(x, u) \, du \, dx$ . By the change of variables  $u = Nv - j$ , we get for each  $j \in [0, n-1]$

$$S_j = \frac{1}{N} \int_0^1 h\left(\frac{u+j}{N}, u\right) \, du = \int_{I_j} \int_0^1 h\left(\frac{u+j}{N}, u\right) \, du \, dx.$$

It ensues that  $\|S_j - s_j\|_{\mathbb{E}^3} \leq \frac{1}{N^2} \left\| \frac{\partial h}{\partial t} \right\|_{C^0}$ . The lemma then follows from the obvious inequalities  $\|S_n - s_n\|_{\mathbb{E}^3} \leq \frac{2}{N} \|h\|_{C^0}$  and  $\|f(t) - f_0(t)\|_{\mathbb{E}^3} \leq \sum_{j=0}^n \|S_j - s_j\|_{\mathbb{E}^3}$ .  $\square$

Here we set

$$h(t, u) := r(t) e^{i\alpha(t) \cos 2\pi u} \quad [3]$$


where  $e^{i\theta} := \cos \theta \mathbf{t} + \sin \theta \mathbf{n}$  with  $\mathbf{t} := \frac{f'_0}{\|f'_0\|_{\mathbb{E}^3}}$ ,  $\mathbf{n} : [0, 1] \rightarrow \mathbb{E}^3$  is a smooth unit vector field normal to the initial curve and the function  $\alpha$  is determined by the barycentric condition [1]. We claim that our convex integration formula captures the natural geometric notion of a corrugation. Indeed, if the initial curve  $f_0$  is planar then the signed curvature measure

$$\mu := k \, ds = k(t) \|f'(t)\|_{\mathbb{E}^3} \, dt$$

of the resulting curve is connected to the signed curvature measure  $\mu_0 := k_0 \, ds$  of the initial curve by the following *simple* formula

$$\mu := \mu_0 + (\alpha' \cos(2\pi Nt) - 2\pi N\alpha \sin(2\pi Nt)) \, dt.$$

Our corrugation thus modifies the curvature in the simplest way by sine and cosine terms with frequency  $N$ .



**Fig. 2.** The black curve is corrugated with 9 oscillations. Note that the right endpoints of the curves do not coincide. The corrugated grey curve can be made arbitrarily close to the black curve by increasing the number of oscillations.

### Two Dimensional Convex Integration

The classical extension of Convex Integration to the two dimensional case consists in applying the one dimensional process to a one parameter family of curves that foliates a two dimensional domain. Given a strictly short smooth embedding  $f_0 : \mathbb{E}^2/\mathbb{Z}^2 \rightarrow \mathbb{E}^3$  of the square flat torus, a nowhere vanishing vector field  $W : \mathbb{E}^2/\mathbb{Z}^2 \rightarrow \mathbb{E}^2$  and a function  $r : \mathbb{E}^2/\mathbb{Z}^2 \rightarrow \mathbb{R}_+$ , the aim is to produce a smooth map  $f : \mathbb{E}^2/\mathbb{Z}^2 \rightarrow \mathbb{E}^3$  whose derivative in the direction  $W$  has the target norm  $r$ . The natural generalization of our one-dimensional process leads to the formula:

$$f(\varphi(t, s)) := f_0(tV) + \int_0^s r(\varphi(t, u)) e^{i\theta(\varphi(t, u), u)} \, du, \quad [4]$$

where  $\varphi(t, s)$  denotes the point reached at time  $s$  by the flow of  $W$  issuing from  $tV$ . The vector  $V$  is chosen so that the line of initial conditions  $\mathbb{R}V \subset \mathbb{E}^2/\mathbb{Z}^2$  is a simple closed curve transverse to the flow. We also use the notation  $e^{i\theta} = \cos \theta \mathbf{t} + \sin \theta \mathbf{n}$  where  $\mathbf{t}$  is the normalized derivative of  $f_0$  along  $W$  and  $\mathbf{n}$  is a unit normal to the embedding  $f_0$ . Similarly as above,  $\theta(q, u) := \alpha(q) \cos 2\pi Nu$ ,  $\alpha$  is determined by the barycentric condition [1] and  $q \in \mathbb{E}^2/\mathbb{Z}^2$ . The resulting map  $f$  is formally defined over a cylinder. In general  $f$  does not descend to the flat square torus  $\mathbb{E}^2/\mathbb{Z}^2$ . This defect is rectified by adding a term that smoothly spreads out the gap preventing the map to be doubly periodic.

### Basis of the Embeddings Sequence

The iterated process leading to an isometric embedding requires to start with a strictly short embedding of the square flat torus

$$f_{init} : \mathbb{E}^2/\mathbb{Z}^2 \rightarrow \mathbb{E}^3.$$

The metric distortion induced by  $f_{init}$  is measured by a field of bilinear forms  $\Delta : \mathbb{E}^2/\mathbb{Z}^2 \rightarrow (\mathbb{E}^2 \otimes \mathbb{E}^2)^*$  obtained as the pointwise difference:

$$\Delta(\cdot, \cdot) := \langle \cdot, \cdot \rangle_{\mathbb{E}^2} - f_{init}^* \langle \cdot, \cdot \rangle_{\mathbb{E}^3}.$$

As usual,  $f_{init}^* \langle \cdot, \cdot \rangle_{\mathbb{E}^3} = \langle df_{init}(\cdot), df_{init}(\cdot) \rangle_{\mathbb{E}^3}$  denotes the pull-back of the Euclidean inner product by  $f_{init}$ . Notice that  $f_{init}$  is strictly short if and only if the isometric default  $\Delta$  is a *metric*, i. e., a map from the square flat torus into the positive cone of inner products of the plane. The convexity of this cone implies the existence of linear forms of the plane  $\ell_1, \dots, \ell_S$ ,  $S \geq 3$ , such that

$$\Delta = \sum_{j=1}^S \rho_j \ell_j \otimes \ell_j$$

for non-negative functions  $\rho_j$ . By a convenient choice of the initial map  $f_{init}$  and of the  $\ell_j$ 's, the number  $S$  can be set to three. In practice we set the linear forms  $\ell_j(\cdot) := \langle U(j)/\|U(j)\|, \cdot \rangle_{\mathbb{E}^2}$  to the normalized duals of the following constant vector fields:

$$U(1) := e_1, U(2) := \frac{1}{5}(e_1 + 2e_2), U(3) := \frac{1}{5}(e_1 - 2e_2)$$

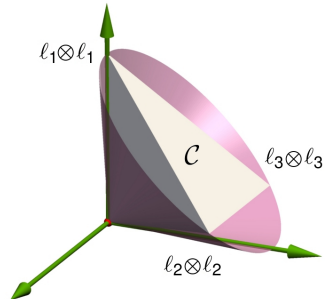
where  $(e_1, e_2)$  is the canonical basis of  $\mathbb{E}^2$ . For later use, we set

$$V(1) := e_2, V(2) := -2e_1 + e_2, V(3) := 2e_1 + e_2.$$

Note that the parallelogram spanned by  $U(j)$  and  $V(j)$  is a fundamental domain for the  $\mathbb{Z}^2$  action over  $\mathbb{E}^2$ . As an initial map we choose the standard parametrization of a geometric torus. It is easy to check that the range of the isometric default  $\Delta$  lies inside the positive cone

$$\mathcal{C} = \left\{ \sum_{j=1}^3 \rho_j \ell_j \otimes \ell_j \mid \rho_1 > 0, \rho_2 > 0, \rho_3 > 0 \right\}$$

spanned by the  $\ell_j \otimes \ell_j$ 's,  $j \in \{1, 2, 3\}$ , whenever the sum of the minor and major radii of this geometric torus is strictly less than one. See Fig. 3.



**Fig. 3.** The space of symmetric bilinear forms is identified with  $\mathbb{R}^3$  via the basis  $(e_1^* \otimes e_2^* + e_2^* \otimes e_1^*, e_2^* \otimes e_2^*, e_1^* \otimes e_1^*)$ . The cone  $\mathcal{C}$  (grey-white) lies inside the cone of inner products (purple).

We define a sequence of metrics  $(g_k)_{k \in \mathbb{N}^*}$  converging toward the Euclidean inner product:

$$g_k := f_{init}^* \langle \cdot, \cdot \rangle_{\mathbb{E}^3} + \delta_k \Delta \quad [5]$$

with  $\delta_k = 1 - e^{-\gamma k}$  for some fixed  $\gamma > 0$ . We then construct a sequence of maps  $(f_k)_{k \in \mathbb{N}^*}$  such that every  $f_k$  is quasi-isometric for  $g_k$ , i.e.,  $f_k^* \langle \cdot, \cdot \rangle_{\mathbb{E}^3} \approx g_k$ . In other words, each  $f_k$ , seen as a map from the square flat torus to Euclidean three space, has an isometric default approximately equal to  $e^{-\gamma k} \Delta$ .

The map  $f_k$  is obtained from  $f_{k-1}$  by a succession of corrugations. Precisely, if  $S_k$  linear forms  $\ell_{k,1}, \dots, \ell_{k,S_k}$  are needed for the convex decomposition of the difference

$$g_k - f_{k-1}^* \langle \cdot, \cdot \rangle_{\mathbb{E}^3} = \sum_{j=1}^{S_k} \rho_{k,j} \ell_{k,j} \otimes \ell_{k,j}$$

then  $S_k$  convex integrations will also be needed to (approximately) cancel every coefficient  $\rho_{k,j}$ ,  $j \in \{1, \dots, S_k\}$ . As a key point of our implementation, we manage to set each number  $S_k$  to three and to keep unchanged our initial set of linear forms  $\{\ell_{k,1}, \ell_{k,2}, \ell_{k,3}\} = \{\ell_1, \ell_2, \ell_3\}$ . We therefore generate a sequence

$$f_{init}; f_{1,1}, f_{1,2}, f_{1,3}; f_{2,1}, f_{2,2}, f_{2,3}; f_{3,1}, \dots$$

with an infinite succession of three terms blocks. Each map is the result of a two dimensional convex integration process applied to the preceding term of the sequence. We eventually obtain the desired sequence of maps, setting  $f_k := f_{k,3}$  for  $k \in \mathbb{N}^*$ .

### Reduction of the isometric default

The goal of each convex integration process is to reduce one of the coefficients  $\rho_{k,1}$ ,  $\rho_{k,2}$  or  $\rho_{k,3}$  without increasing the two others. This is achieved with a careful choice for the field of directions along which we apply the corrugations. Suppose we are given a map  $f_{k,0} := f_{k-1,3}$  whose isometric default with respect to  $g_k$  lies inside the cone  $\mathcal{C}$ :

$$g_k - f_{k,0}^* \langle \cdot, \cdot \rangle_{\mathbb{E}^3} = \rho_{k,1} \ell_1 \otimes \ell_1 + \rho_{k,2} \ell_2 \otimes \ell_2 + \rho_{k,3} \ell_3 \otimes \ell_3 \quad [6]$$

(the  $\rho_{k,j}$ 's being positive functions). We would like to build a map  $f_{k,1}$  with the requirement that its isometric default  $g_k - f_{k,1}^* \langle \cdot, \cdot \rangle_{\mathbb{E}^3}$  is roughly equal to the sum of the last two terms  $\rho_{k,2} \ell_2 \otimes \ell_2 + \rho_{k,3} \ell_3 \otimes \ell_3$  of  $g_k - f_{k,0}^* \langle \cdot, \cdot \rangle_{\mathbb{E}^3}$ . To this end we introduce the intermediary metric

$$\mu_{k,1} := f_{k,0}^* \langle \cdot, \cdot \rangle_{\mathbb{E}^3} + \rho_{k,1} \ell_1 \otimes \ell_1, \quad [7]$$

and observe that the above requirement amounts to ask that  $f_{k,1}$  is quasi-isometric for  $\mu_{k,1}$ . Although natural, it turns out that performing a two dimensional convex integration along the constant vector field  $U(1)$  does not produce a quasi-isometric map for  $\mu_{k,1}$ . Instead, we consider the non-constant vector field:

$$W_{k,1} := U(1) + \zeta_{k,1} V(1)$$

where the scalar  $\zeta_{k,1}$  is such that the field  $W_{k,1}$  is orthogonal to  $V(1)$  for the metric  $\mu_{k,1}$ . With this choice the integral curves  $\varphi(t, \cdot)$  of  $W_{k,1}$  issuing from the line  $\mathbb{R}V(1)$  of  $\mathbb{E}^2/\mathbb{Z}^2$  define a diffeomorphism  $\varphi : \mathbb{R}/\mathbb{Z} \times [0, 1] \rightarrow (\mathbb{R}/\mathbb{Z})V(1) \times [0, 1]U(1)$ . We now build a new map  $F_{k,1}$  by applying to  $f_{k,0}$  a two-dimensional convex integration (see [4]) along the integral curves  $\varphi(t, \cdot)$ , i.e.,

$$F_{k,1}(\varphi(t, s)) := f_{k,0}(tV(1)) + \int_0^s r(\varphi(t, u)) e^{i\theta(\varphi(t, u), u)} du. \quad [8]$$

The isometric condition in the direction  $W_{k,1}$  for the metric  $\mu_{k,1}$  is  $\|dF_{k,1}(W_{k,1})\|_{\mathbb{E}^3}^2 = \mu_{k,1}(W_{k,1}, W_{k,1})$ . By differentiating [8] with respect to  $s$  we get  $\|dF_{k,1}(W_{k,1})\|_{\mathbb{E}^3}^2 = r^2$ , hence we must choose  $r = \sqrt{\mu_{k,1}(W_{k,1}, W_{k,1})}$ . Furthermore, the map  $f_{k,0}$  is strictly short for  $\mu_{k,1}$  since

$$r^2 = \|df_{k,0}(W_{k,1})\|_{\mathbb{E}^3}^2 + \rho_{k,1} \|\ell_1(U(1))\|_{\mathbb{E}^2}^2 > \|df_{k,0}(W_{k,1})\|_{\mathbb{E}^3}^2.$$

We finally set  $\theta(q, u) := \alpha(q) \cos 2\pi N_{k,1} u$  where  $N_{k,1}$  is the frequency of our corrugations.

Note that the map  $F_{k,1}$  is properly defined over a cylinder, but does not descend to the torus in general. We eventually glue the two cylinder boundaries with the following formula, leading to a map  $f_{k,1}$  defined over  $\mathbb{E}^2/\mathbb{Z}^2$ :

$$f_{k,1} \circ \varphi(t, s) := F_{k,1} \circ \varphi(t, s) - w(s) \cdot (F_{k,1} - f_{k,0}) \circ \varphi(t, 1) \quad [9]$$

where  $w : (0, 1) \rightarrow (0, 1)$  is a smooth S-shaped function satisfying  $w(0) = 0$ ,  $w(1) = 1$  and  $w^{(k)}(0) = w^{(k)}(1) = 0$  for all  $k \in \mathbb{N}^*$ .

In order to cancel the last two terms in [6], we apply two more corrugations in a similar way. For every  $j$ , the intermediary metric  $\mu_{k,j}$  involves  $f_{k,j-1}$  and the  $j$ th coefficient of the isometric default  $D_{k,j} := g_k - f_{k,j-1}^* \langle \cdot, \cdot \rangle_{\mathbb{E}^3}$ . Notice that the three resulting maps  $f_{k,1}$ ,  $f_{k,2}$  and  $f_{k,3}$  are completely determined by their numbers of corrugations  $N_{k,1}$ ,  $N_{k,2}$  and  $N_{k,3}$ .

**Theorem 1.** For  $j \in \{1, 2, 3\}$ , there exists a constant  $C_{k,j}$  independent of  $N_{k,j}$  (but depending on  $f_{k,j-1}$  and its derivatives) such that

- (i)  $\|f_{k,j} - f_{k,j-1}\|_{C^0} \leq \frac{C_{k,j}}{N_{k,j}}$
- (ii)  $\|df_{k,j} - df_{k,j-1}\|_{C^0} \leq \frac{C_{k,j}}{N_{k,j}} + \sqrt{7} \sqrt{\|\rho_{k,j}\|_{C^0}}$
- (iii)  $\|\mu_{k,j} - f_{k,j}^*(\cdot, \cdot)\|_{\mathbb{E}^3} \|C^0\| \leq \frac{C_{k,j}}{N_{k,j}}$ .

The first point ensures that  $f_{k,j}$  is  $C^0$  close to  $f_{k,j-1}$ , while the second point keeps the increase of the differentials under control and the last point guarantees that  $f_{k,j}$  is quasi-isometric for  $\mu_{k,j}$ .

MAIN ARGUMENTS OF THE PROOF. We deduce from [9] that

$$\|f_{k,j} - f_{k,j-1}\|_{C^0} \leq 2\|F_{k,j} \circ \varphi - f_{k,j-1} \circ \varphi\|_{C^0}.$$

We then apply Lemma 1 to the right hand side with  $f := F_{k,j} \circ \varphi(t, \cdot)$  and  $f_0 := f_{k,j-1} \circ \varphi(t, \cdot)$  to obtain (i). For (ii), it is sufficient to bound  $\|df_{k,j}(X) - df_{k,j-1}(X)\|_{C^0}$  for  $X = V(j)$  and  $X = W_{k,j}$ . Since  $\frac{\partial \varphi}{\partial t} = c_\varphi V(j)$  for some non-vanishing function  $c_\varphi$ , the norm  $\|df_{k,j}(V(j)) - df_{k,j-1}(V(j))\|_{C^0}$  is bounded by  $\|\frac{\partial(f_{k,j} \circ \varphi)}{\partial t} - \frac{\partial(f_{k,j-1} \circ \varphi)}{\partial t}\|_{C^0}$ , up to a multiplicative constant. It is readily seen that  $\frac{\partial(f_{k,j} \circ \varphi)}{\partial t}$  results from a convex integration process applied to  $\frac{\partial(f_{k,j-1} \circ \varphi)}{\partial t}$  and Lemma 1 shows that  $\|\frac{\partial(f_{k,j} \circ \varphi)}{\partial t} - \frac{\partial(f_{k,j-1} \circ \varphi)}{\partial t}\|_{C^0} = O(\frac{1}{N_{k,j}})$ . For  $X = W_{k,j}$ , we differentiate [9] with respect to  $s$  and obtain

$$\|df_{k,j}(W_{k,j}) - df_{k,j-1}(W_{k,j})\|_{C^0} \leq \|d\Psi(W_{k,j})\|_{C^0} + |w'|_{C^0} \|\Psi\|_{C^0}$$

with  $\Psi := F_{k,j} - f_{k,j-1}$ . We bound the second term of the right hand side as for (i). Let  $J_0(\alpha) := \int_0^1 \cos(\alpha \cos 2\pi u) du$  be the Bessel function of 0 order. In the one hand, it is easily checked that for every non-negative  $\alpha$  lower than the first positive root of  $J_0$  we have:  $1 + J_0(\alpha) - 2J_0(\alpha) \cos(\alpha) \leq 7(1 - J_0(\alpha))$ . On the other hand,  $\|d\Psi(W_{k,j})\|_{\mathbb{E}^3}^2 = r^2 + r_0^2 - 2rr_0 \cos(\alpha \cos(2\pi N_{k,j}s))$  where  $r_0 := \|df_{k,j-1}(W_{k,j})\|_{\mathbb{E}^3}$ . Since  $df_{k,j-1}(W_{k,j}) = rJ_0(\alpha)t$  we obtain

$$\begin{aligned} \|d\Psi(W_{k,j})\|_{\mathbb{E}^3}^2 &\leq r^2(1 + J_0(\alpha)^2 - 2J_0(\alpha) \cos(\alpha)) \\ &\leq 7r^2(1 - J_0(\alpha)^2) = 7(r^2 - r_0^2). \end{aligned}$$

From [7], we deduce  $\|d\Psi(W_{k,j})\|_{C^0} \leq \sqrt{7}\|U(j)\|_{\mathbb{E}^2} \|\rho_{k,j}\|_{C^0}^{1/2}$ , hence (ii). Once the differential of  $\Psi$  is under control, (iii) reduces to a meticulous computation of the coefficients of  $\mu_{k,j} - f_{k,j}^*(\cdot, \cdot)\|_{\mathbb{E}^3}$  in the basis  $(W_{k,j}, V(j))$ .  $\square$

### Corrugation numbers

We make a repeated use of Theorem 1 to show that the map  $f_{k,3}$  is quasi-isometric for  $g_k$  and strictly short for  $g_{k+1}$ . Thereby, the whole process can be iterated. Moreover, the  $C^0$  control of the maps and the differentials, as provided by Theorem 1, allows in turn to control the  $C^0$  and  $C^1$  convergences of the sequence  $(f_{k,3})_{k \in \mathbb{N}^*}$ . With a suitable choice of the  $N_{k,j}$ 's, this sequence can be made  $C^1$  converging, thus producing a  $C^1$  isometric map  $f_\infty$  in the limit. By the  $C^0$  control of the sequence we also obtain a  $C^0$  density property: given  $\epsilon > 0$ , the  $N_{k,j}$ 's can be chosen so that

$$\|f_\infty - f_{init}\|_{C^0} \leq \epsilon.$$

Compared to Nash's and Kuiper's proofs, we have an extra constraint. For each integer  $k$  the isometric default  $g_{k+1} - f_{k,3}^*(\cdot, \cdot)\|_{\mathbb{E}^3}$  must lie inside the convex hull  $\mathcal{C}$  spanned by the  $\ell_j \otimes \ell_j$ ,  $j \in \{1, 2, 3\}$ . The reason for this constraint is to avoid the numerous local gluings required by Nash and Kuiper's proof. Using a single chart substantially simplifies the implementation. More importantly, keeping the

same linear forms  $\ell_j$  all through the process enlightens the recursive structure of the solution that was hidden in the previous methods.

To deal with this constraint, we introduce some more notations.

Let

$$\rho_{min}(\Delta) := \min_{p \in \mathbb{E}^2/\mathbb{Z}^2} \{\rho_1(p), \rho_2(p), \rho_3(p)\}$$

where the  $\rho_j$ 's are, as above, the coefficients of the decomposition of  $\Delta$  over the  $\ell_j \otimes \ell_j$ 's. We also denote by  $err_{k,j}$  the norm  $\|\mu_{k,j} - f_{k,j}^*(\cdot, \cdot)\|_{\mathbb{E}^3} \|C^0\|$  of the isometric default of  $f_{k,j}$ . By Theorem 1, this number can be made as small as we want provided that the number of corrugations  $N_{k,j}$  is chosen large enough.

**Lemma 2.** If

$$\frac{15\sqrt{3}}{8}(err_{k,1} + err_{k,2} + err_{k,3}) < (\delta_{k+1} - \delta_k)\rho_{min}(\Delta)$$

then  $D := g_{k+1} - f_{k,3}^*(\cdot, \cdot)\|_{\mathbb{E}^3}$  lies inside  $\mathcal{C}$ .

PROOF. We want to show that  $\rho_j(D) > 0$  for  $j \in \{1, 2, 3\}$ . Let  $B := g_k - f_{k,3}^*(\cdot, \cdot)\|_{\mathbb{E}^3}$ . Since  $D = (\delta_{k+1} - \delta_k)\Delta + B$ , we have by linearity of the decomposition coefficient  $\rho_j$ :

$$\begin{aligned} \rho_j(D) &= \rho_j((\delta_{k+1} - \delta_k)\Delta) + \rho_j(B) \\ &\geq (\delta_{k+1} - \delta_k)\rho_{min}(\Delta) + \rho_j(B). \end{aligned}$$

In particular, the condition  $\|\rho_j(B)\| < (\delta_{k+1} - \delta_k)\rho_{min}(\Delta)$  implies  $\rho_j(D) > 0$ . Now, it follows by some easy linear algebra that

$$\max\{\|\rho_1(B)\|_{C^0}, \|\rho_2(B)\|_{C^0}, \|\rho_3(B)\|_{C^0}\} \leq \frac{5\sqrt{3}}{8} \|B\|_{C^0}$$

and a computation shows that  $\|B\|_{C^0} \leq 3(err_1 + err_2 + err_3)$ .  $\square$

We are now in position to choose the corrugation numbers, and doing so, to settle a complete description of the sequence  $(f_{k,j})_{k \in \mathbb{N}^*, j \in \{1, 2, 3\}}$ .

**Choice of the corrugation numbers.** Let  $\epsilon > 0$ . At each step, we choose the corrugation number  $N_{k,j}$  large enough so that the following three conditions hold ( $j \in \{1, 2, 3\}$ ):

- (i)  $\|f_{k,j} - f_{k,j-1}\|_{C^0} \leq \frac{\epsilon}{3 \cdot 2^k}$
- (ii)  $\|df_{k,j} - df_{k,j-1}\|_{C^0} \leq \sqrt{\delta_k - \delta_{k-1}} \|\Delta\|_{C^0}^{1/2} + \sqrt{35} \|\rho_j(D_{k,j})\|_{C^0}^{1/2}$
- (iii)  $err_{k,j} < \frac{4}{45\sqrt{3}}(\delta_{k+1} - \delta_k)\rho_{min}(\Delta)$ .

Here we have put, similarly as above,  $D_{k,j} = g_k - f_{k,j-1}^*(\cdot, \cdot)\|_{\mathbb{E}^3}$ . The first condition ensures the  $C^0$  closeness of  $f_\infty$  to  $f_{init}$ . Thanks to Lemma 2, the third condition implies that the isometric default  $g_{k+1} - f_{k,3}^*(\cdot, \cdot)\|_{\mathbb{E}^3}$  lies inside the cone  $\mathcal{C}$ . It can be shown to also imply that the intermediary bilinear forms  $\mu_{k,2}$  and  $\mu_{k,3}$  are metrics, an essential property to apply the convex integration process to  $f_{k,1}$  and to  $f_{k,2}$ . Finally, we can prove the  $C^1$  convergence of the resulting sequence with the help of the second condition.

Note that at each step, the map  $f_{k,j}$  is ensured to be a  $C^1$  embedding if  $N_{k,j}$  is chosen large enough. This follows from the two conditions (i) and (ii), since a  $C^1$  immersion which is  $C^1$  close to a  $C^1$  embedding must be an embedding.

### $C^1$ fractal structure

The recursive definition of the sequence paves the way for a geometric understanding of its limit. Since the resulting embedding is  $C^1$  and not  $C^2$ , this geometry consists merely of the behavior of its tangent planes or, equivalently, of the properties of its Gauss map.

We denote by  $\mathbf{v}_{k,j}$  the normalized derivative of  $f_{k,j}$  in the direction  $V(j)$  and by  $\mathbf{n}_{k,j}$  the unit normal to  $f_{k,j}$ . We also set  $\mathbf{v}_{k,j}^\perp := \mathbf{v}_{k,j} \times \mathbf{n}_{k,j}$ . Obviously, there exists a matrix  $\mathcal{C}_{k,j} \in SO(3)$  such that

$$(\mathbf{v}_{k,j}^\perp \quad \mathbf{v}_{k,j} \quad \mathbf{n}_{k,j})^t = \mathcal{C}_{k,j} \cdot (\mathbf{v}_{k,j-1}^\perp \quad \mathbf{v}_{k,j-1} \quad \mathbf{n}_{k,j-1})^t.$$



Here,  $(\mathbf{a} \ \mathbf{b} \ \mathbf{c})^t$  stands for the transpose of the matrix with column vectors  $\mathbf{a}$ ,  $\mathbf{b}$  and  $\mathbf{c}$ . We call  $\mathcal{C}_{k,j}$  a *corrugation matrix* since it encodes the effect of one corrugation on the map  $f_{k,j-1}$ . Despite its natural and simple definition, the corrugation matrix has intricate coefficients with integro-differential expressions. The situation is further complicated by some technicalities such as the elaborated direction field of the corrugation or the final stitching of the map used to descend to the torus. Remarkably, all these difficulties vanish when considering the dominant terms of the two parts of a specific splitting of  $\mathcal{C}_{k,j}$ .

**Theorem 2. (Corrugation Theorem)** *The matrix  $\mathcal{C}_{k,j} \in SO(3)$  can be expressed as the product of two orthogonal matrices  $\mathcal{L}_{k,j} \cdot \mathcal{R}_{k,j-1}$  where*

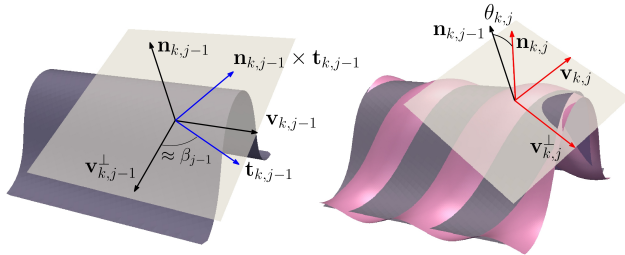
$$\mathcal{L}_{k,j} = \begin{pmatrix} \cos \theta_{k,j} & 0 & \sin \theta_{k,j} \\ 0 & 1 & 0 \\ -\sin \theta_{k,j} & 0 & \cos \theta_{k,j} \end{pmatrix} + O\left(\frac{1}{N_{k,j}}\right)$$

and

$$\mathcal{R}_{k,j} = \begin{pmatrix} \cos \beta_j & \sin \beta_j & 0 \\ -\sin \beta_j & \cos \beta_j & 0 \\ 0 & 0 & 1 \end{pmatrix} + O(\varepsilon_{k,j})$$

and where  $\varepsilon_{k,j} := \|\langle \cdot, \cdot \rangle_{\mathbb{R}^2} - f_{k,j}^* \langle \cdot, \cdot \rangle_{\mathbb{R}^3}\|_{\mathbb{E}^2}$  is the norm of the isometric default,  $\beta_j$  is the angle between  $V(j)$  and  $V(j+1)$ , and, as above,  $\theta_{k,j}(p, u) = \alpha_{k,j}(p) \cos 2\pi N_{k,j} u$ .

**MAIN ARGUMENTS OF THE PROOF.** The matrix  $\mathcal{R}_{k,j-1}$  maps  $(\mathbf{v}_{k,j-1}^\perp \ \mathbf{v}_{k,j-1} \ \mathbf{n}_{k,j-1})$  to  $(\mathbf{t}_{k,j-1} \ \mathbf{n}_{k,j-1} \times \mathbf{t}_{k,j-1} \ \mathbf{n}_{k,j-1})$  where  $\mathbf{t}_{k,j-1}$  is the normalized derivative of  $f_{k,j-1}$  in the direction  $W_{k,j}$ , see Fig. 4. This last vector field converges toward  $U(j)$  when the isometric default tends to zero. Hence,  $\mathcal{R}_{k,j-1}$  reduces to a rotation matrix of the tangent plane that maps  $V(j-1)$  to  $V(j)$ . The matrix  $\mathcal{L}_{k,j}$  accounts for the corrugation along the flow lines. From the proof of Theorem 1(ii) we have  $\|df_{k,j}(V(j)) - df_{k,j-1}(V(j))\|_{\mathbb{E}^3} = O(\frac{1}{N_{k,j}})$ . Therefore, modulo  $O(\frac{1}{N_{k,j}})$ , the transversal effect of a corrugation is not visible. In other words, a corrugation reduces at this scale to a purely one dimensional phenomenon. Hence the simple expression of the dominant part of this matrix. Notice also that Theorem 1(i) implies that the perturbations induced by the stitching are not visible as well.  $\square$



**Fig. 4.** *The corrugation matrix carries the frame  $(\mathbf{v}_{k,j-1}^\perp, \mathbf{v}_{k,j-1}, \mathbf{n}_{k,j-1})$  to  $(\mathbf{v}_{k,j}^\perp, \mathbf{v}_{k,j}, \mathbf{n}_{k,j})$ . The images of the maps  $f_{k,j-1}$  and  $f_{k,j}$  are pictured by the left gray and right pink surfaces respectively. Note that  $\mathbf{v}_{k,j} \approx \mathbf{t}_{k,j-1} \times \mathbf{n}_{k,j-1}$  so that the intermediary frame  $(\mathbf{t}_{k,j-1}, \mathbf{n}_{k,j-1} \times \mathbf{t}_{k,j-1}, \mathbf{n}_{k,j-1})$  is obtained by rotating  $(\mathbf{v}_{k,j-1}^\perp, \mathbf{v}_{k,j-1}, \mathbf{n}_{k,j-1})$  about  $\mathbf{n}_{k,j-1}$  by an angle approximately  $\beta_{j-1}$ . Then, the frame  $(\mathbf{v}_{k,j}^\perp, \mathbf{v}_{k,j}, \mathbf{n}_{k,j})$  is approximately the rotation of the frame  $(\mathbf{t}_{k,j-1}, \mathbf{n}_{k,j-1} \times \mathbf{t}_{k,j-1}, \mathbf{n}_{k,j-1})$  about  $\mathbf{v}_{k,j}$  by the angle  $\theta_{k,j}$*

The Gauss map  $\mathbf{n}_\infty$  of the limit embedding  $f_\infty := \lim_{k \rightarrow +\infty} f_{k,3}$  can be expressed very simply by means of the corrugation matrices:

$$\forall k \in \mathbb{N}^*, \mathbf{n}_\infty^t = (0 \ 0 \ 1) \cdot \prod_{\ell=k}^{\infty} \left( \prod_{j=1}^3 \mathcal{C}_{\ell,j} \right) \cdot (\mathbf{v}_{k,0}^\perp \ \mathbf{v}_{k,0} \ \mathbf{n}_{k,0})^t.$$

The Corrugation Theorem gives the key to understand this infinite product. It shows that asymptotically the terms of this product resemble each other, only the amplitudes  $\alpha_{k,j}$ , the frequencies  $N_{k,j}$  and the directions are changing. In particular, the Gauss map  $\mathbf{n}_\infty$  shows an

asymptotic self-similarity: the accumulation of corrugations creates a fractal structure.

It should be noted that there is a clear formal similarity between the infinite product defining  $\mathbf{n}_\infty$  and, in a one dimensional setting, the well-known Riesz products:

$$n(x) := \prod_{k=1}^{\infty} (1 + \alpha_k \cos(2\pi N_k x))$$

where  $(\alpha_k)_{k \in \mathbb{N}^*}$  and  $(N_k)_{k \in \mathbb{N}^*}$  are two given sequences. It is a fact [8] that an exponential growth of  $N_k$ , known as Hadamard's lacunary condition, results in a fractional Hausdorff dimension of the Riesz measure  $n(x)dx$ . A similar result for the normal  $\mathbf{n}_\infty$  of the embedding of the flat square torus seems hard to obtain. It is likely that the graph of the Gauss map  $\mathbf{n}_\infty$  has Hausdorff dimension strictly larger than two. Yet, since the limit map is a continuously differentiable isometry onto its image, the embedded flat torus has Hausdorff dimension two.


### Implementation of the Convex Integration Theory

The above convex integration process provides us with an algorithmic solution to the isometric embedding problem for square flat tori. This algorithm has for initial data three numbers  $K \in \mathbb{N}^*$ ,  $\epsilon > 0$ ,  $\gamma > 0$  and a map  $f_{init} : \mathbb{E}^2/\mathbb{Z}^2 \rightarrow \mathbb{E}^3$  for which the isometric default  $\Delta$  is lying inside the cone  $\mathcal{C}$ . From  $f_{init}$  a finite sequence of maps  $(f_{k,j})_{k \in \{1, \dots, K\}, j \in \{1, 2, 3\}}$  is iteratively constructed. Each map  $f_{k,j}$  is built from the map  $f_{k,j-1}$  by first applying the convex integration formula [8] to obtain an intermediary map  $F_{k,j}$ . The gluing formula [9] is further applied to  $F_{k,j}$  resulting in the composition  $f_{k,j} \circ \varphi$ , where  $\varphi$  is the flow of the vector field  $W_{k,j}$ . We finally get  $f_{k,j}$  by composing with the inverse map of the flow. The number  $\gamma$  rules the amplitude of the isometric default of each  $f_{k,3}$  via the formula [5]. Formulae [8] and [9] are completely explicit except for the corrugation number  $N_{k,j}$  which is to be determined so that  $f_{k,j}$  fulfills the postconditions expressed in the above *Choice of the corrugation numbers*. Since there is no available formula, we obtain by binary search the smallest integer  $N_{k,j}$  that satisfies these postconditions. The algorithm stops when the map  $f_{K,3}$  is constructed. Note that Theorem 1 insures that the algorithm terminates. The map  $f_{K,3}$  satisfies  $\|f_{K,3} - f_{init}\|_{C^0} \leq \epsilon$  and its isometric default is less than  $\frac{3}{2}e^{-K\gamma}\|\Delta\|_{C^0}$ . Moreover, the limit  $f_\infty$  of the  $f_{K,3}$ 's is a  $C^1$  isometric map and  $\|f_\infty - f_{K,3}\|_{C^0} \leq \frac{\epsilon}{2K}$ . Therefore, the algorithm produces an approximation  $f_{K,3}$  of a solution of the underdetermined PDE system for isometric maps:

$$\left\langle \frac{\partial f}{\partial x}, \frac{\partial f}{\partial x} \right\rangle = 1, \quad \left\langle \frac{\partial f}{\partial x}, \frac{\partial f}{\partial y} \right\rangle = 0 \quad \text{and} \quad \left\langle \frac{\partial f}{\partial y}, \frac{\partial f}{\partial y} \right\rangle = 1,$$

and this approximation is  $C^0$  close to the initial map  $f_{init}$ .

We have implemented the above algorithm to obtain the first visualisation of a flat torus shown in Fig. 5. The initial map  $f_{init}$  is the standard parametrization of the torus of revolution with minor and major radii respectively  $\frac{1}{10\pi}$  and  $\frac{1}{4\pi}$ . Each map of the sequence  $(f_{k,j})_{k \in \{1, \dots, K\}, j \in \{1, 2, 3\}}$  is encoded by a  $n \times n$  grid whose node  $i_1, i_2$  contains the coordinates of  $f_{k,j}(i_1/n, i_2/n)$ . Flows and integrals are common numerical operations for which we have used Hairer's solver [14] based on DOPRI5 for non-stiff differential equations. In order to invert the flow  $\varphi$  of  $W_{k,j}$  we take advantage of the fact that the  $U(j)$  component of  $W_{k,j}$  is constant. The line  $\mathbb{R}V(j)$  of initial conditions is thus carried parallel to itself along the flow. It follows that the points  $\varphi(\frac{i_1}{n}V(j), \frac{i_2}{n})$  of a uniform sampling of the flow are covered by  $n$  lines running parallel to the initial conditions. We now observe that the same set of lines also covers the nodes of the  $n \times n$  uniform grid over  $\mathbb{E}^2/\mathbb{Z}^2$ . This last observation leads to a simple linear time algorithm for inverting the flow.



**Fig. 5.** The image of a square flat torus by a  $C^1$  isometric map: views from the outside and from the inside.

It is worth noting that the integrand in Equation [8] essentially depends upon the first order derivatives of  $f_{k,j-1}$  and upon the corrugation frequency  $N_{k,j}$ . The derivatives are accurately estimated with a finite difference formula of order four. Regarding the corrugation frequency, we have observed a rapid growth as from the four first values of  $N_{k,j}$ . For instance, for  $\gamma = 0.1$ , we have obtained:

$$\begin{aligned} N_{1,1} &= 611, & N_{1,2} &= 69,311, \\ N_{1,3} &= 20,914,595, & N_{2,1} &= 6,572,411,478. \end{aligned}$$

In fact, computing these values is already a challenge since a reasonable resolution of 10 grid samples per period of corrugation would require a grid with  $(10 \times 6,572,411,478)^2 \approx 4.3 \cdot 10^{19}$  nodes. We have restricted the computations to a small neighborhood of the origin  $(0,0) \in \mathbb{E}^2/\mathbb{Z}^2$  in order to obtain the above values. These values are therefore lower bounds with respect to the postconditions for the choice of  $N_{k,j}$ . However, these postconditions are only sufficient and we were able to reduce these numbers for the four first steps to respectively 12, 80, 500 and 9000 after a number of trials over the

entire grid mesh. See Figs. 1 and 5. The pointwise displacement between the last map  $f_{2,1}$  and the limit isometric map could hardly be detected as the amplitudes of the next corrugations decrease dramatically. Further corrugations would thus not be visible to the naked eye. To illustrate the metric improvement we have compared the lengths of a collection of meridians, parallels, and diagonals on the flat torus with the lengths of their images by  $f_{2,1}$ . The length of any curve in the collection differs by at most 10.2% with the length of its image. By contrast, the deviation reaches 80% when the standard torus  $f_{init}$  is taken in place of  $f_{2,1}$ .

In practice, calculations were performed on a 8-core CPU (3.16 GHz) with 32 GB of RAM and parallelised C++ code. We used a  $10,000^2$  grid mesh ( $n = 10,000$ ) for the three first corrugations and refined the grid to 2 milliards nodes for the last corrugation. Due to memory limitations, the last mesh was divided into 33 pieces. We then had to render each piece with a ray tracer software and to combine the resulting images into a single one as on Fig. 5. The computation of the final mesh took approximately two hours. Two extra days were needed for the final image rendering with the ray tracer software Yafaray[15].

## Conclusion and perspective

Convex Integration is a major theoretical tool for solving underdetermined systems [4]. After a substantial simplification, we obtained the first implementation of a Convex Integration process, providing the first images of a flat torus. This visualization led us in turn to discover a geometric structure that combines the usual differentiability found in Riemannian geometry with the self similarity of fractal objects. This  $C^1$  fractal structure is captured by an infinite product of corrugation matrices. In some way, these corrugations constitute an efficient and natural answer to the curvature obstruction [10] observed in the introduction, leading to an atypical solution. A similar process occurs in weak solutions of the Euler equation [11] and could be present in other natural phenomena [12, 13].

Despite its high power, Convex Integration Theory remains relatively unknown to non specialists [9]. We hope that our implementation will help to popularize this technique and will open a door to applications ranging from other isometric immersions, such as hyperbolic compact spaces, to solutions of underdetermined systems of non-linear partial differential equations. Convex Integration Theory could emerge in a near future as a major operating tool in a very large spectrum of applied sciences.

**ACKNOWLEDGMENTS.** Research partially supported by Région Rhône-Alpes (projet CIBLE) and CNRS (projet PEPS). We thank Jean-Pierre Kahane for pointing out Riesz products, Thierry Dumont for helpful discussions on mathematical softwares, Damien Rohmer for valuable advices on graphics rendering and the CIMENT project for providing access to their computing platform.

- Nash J (1954)  $C^1$ -isometric imbeddings. *Annals of Mathematics* 60(2):383-396.
- Kuiper N (1955) On  $C^1$ -isometric imbeddings. *Indag. Math.* 17:545-556.
- Gromov M (1970) A topological technique for the construction of solutions of differential equations and inequalities. *Proc Int Congress Math* 2:221-225.
- Gromov M (1986) *Partial Differential Relations* (Springer, Berlin)
- Eliashberg Y, and Mishachev N (2002) *Introduction to the h-principle* (Graduate Studies in Mathematics, vol. 48, A.M.S., Providence).
- Geiges H (2003) *h-Principle and Flexibility in Geometry* (Mem. of the A.M.S., 779, vol. 164).
- Spring D (1998) *Convex Integration Theory* (Monographs in Mathematics, Vol. 92, Birkhäuser).
- Kahane JP (2010) Jacques Peyrière et les produits de Riesz. <http://arxiv.org/abs/1003.4600v1>.
- Berger M (2000) Encounter with a geometer, part I. *Notices of the AMS* 47:183-194.
- Han Q, Hong JX (2006) *Isometric embedding of Riemannian manifolds in Euclidean spaces* (vol. 130 of AMS Mathematical Surveys and Monographs).
- Villani C (2010) Le paradoxe de Scheffer-Shnirelman revu sous l'angle de l'intégration convexe. *Séminaire Bourbaki, Astérisque* 332:101-134.
- Griffin LD (1994) The intrinsic geometry of the cerebral cortex. *J theor Biol* 166:261-273.
- Liang H, Mahadevan L (2009) The shape of a long leaf. *Proc Natl Acad Sci USA* 106:22049-22054.
- Hairer E, Norsett SP, Wanner G (1993) *Solving Ordinary Differential Equations I. Nonstiff Problems*. (vol. 8 of Springer Series in Comput. Mathematic).
- Yafaray, *Yet Another Free RAYtracer*. <http://www.yafaray.org>.